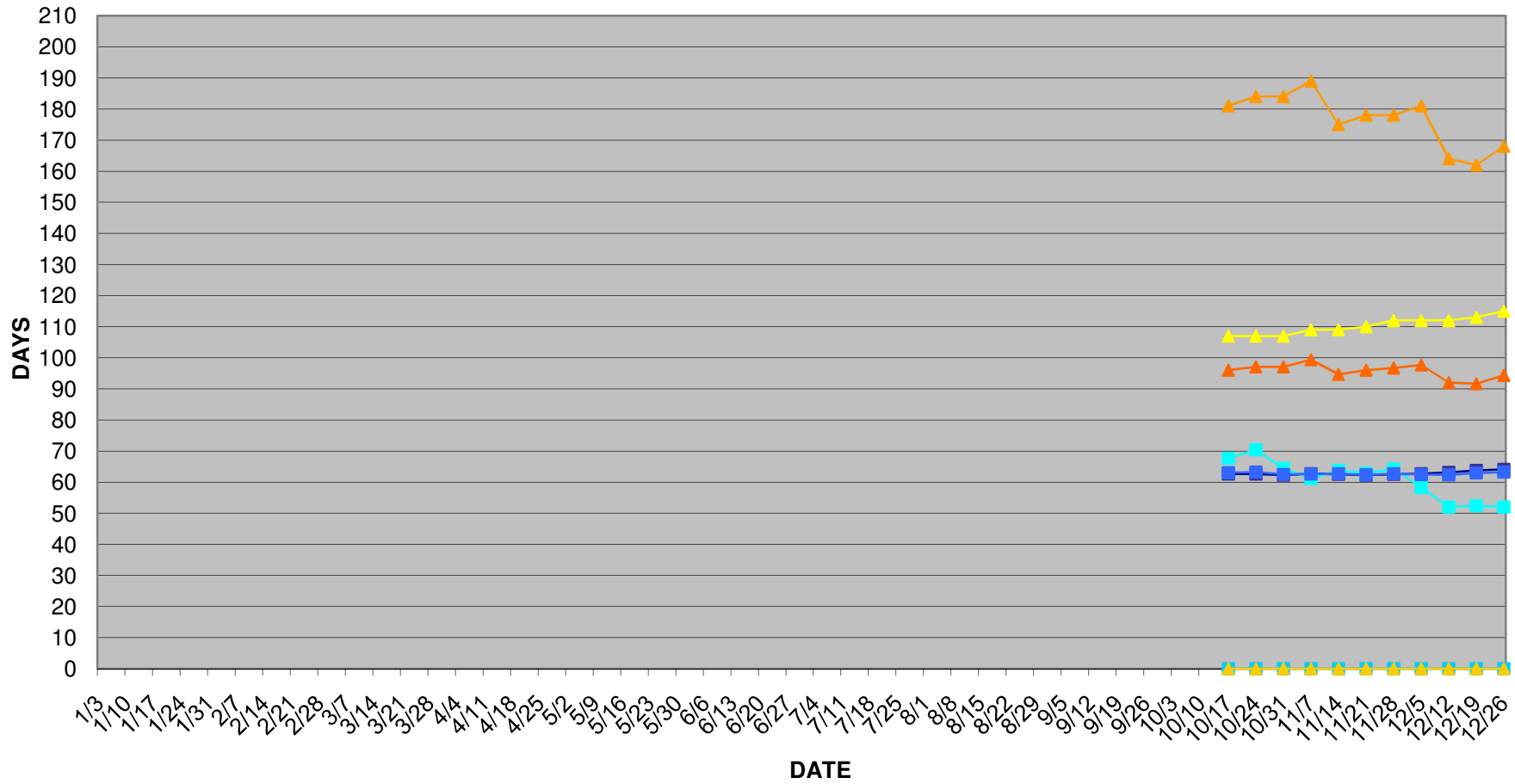
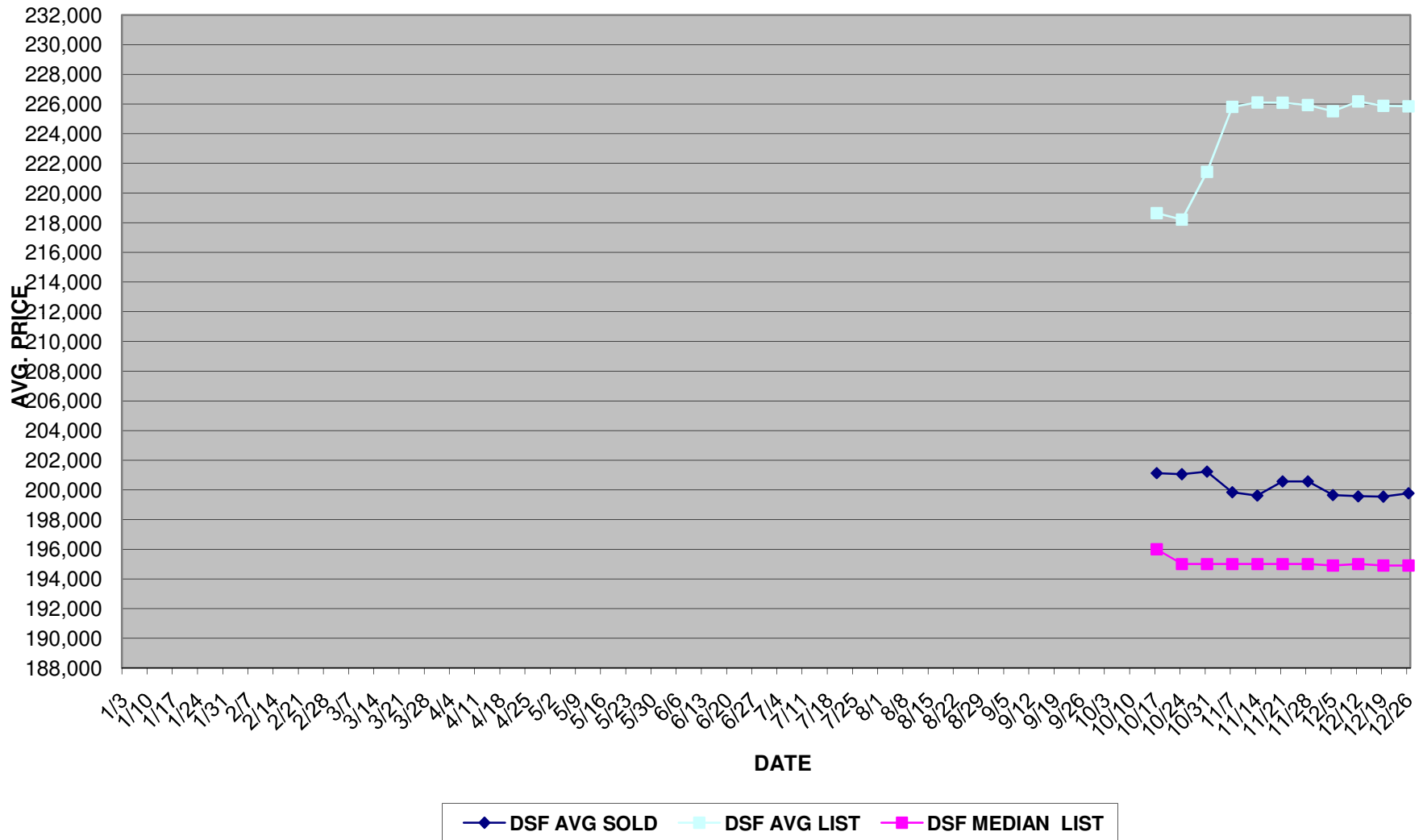


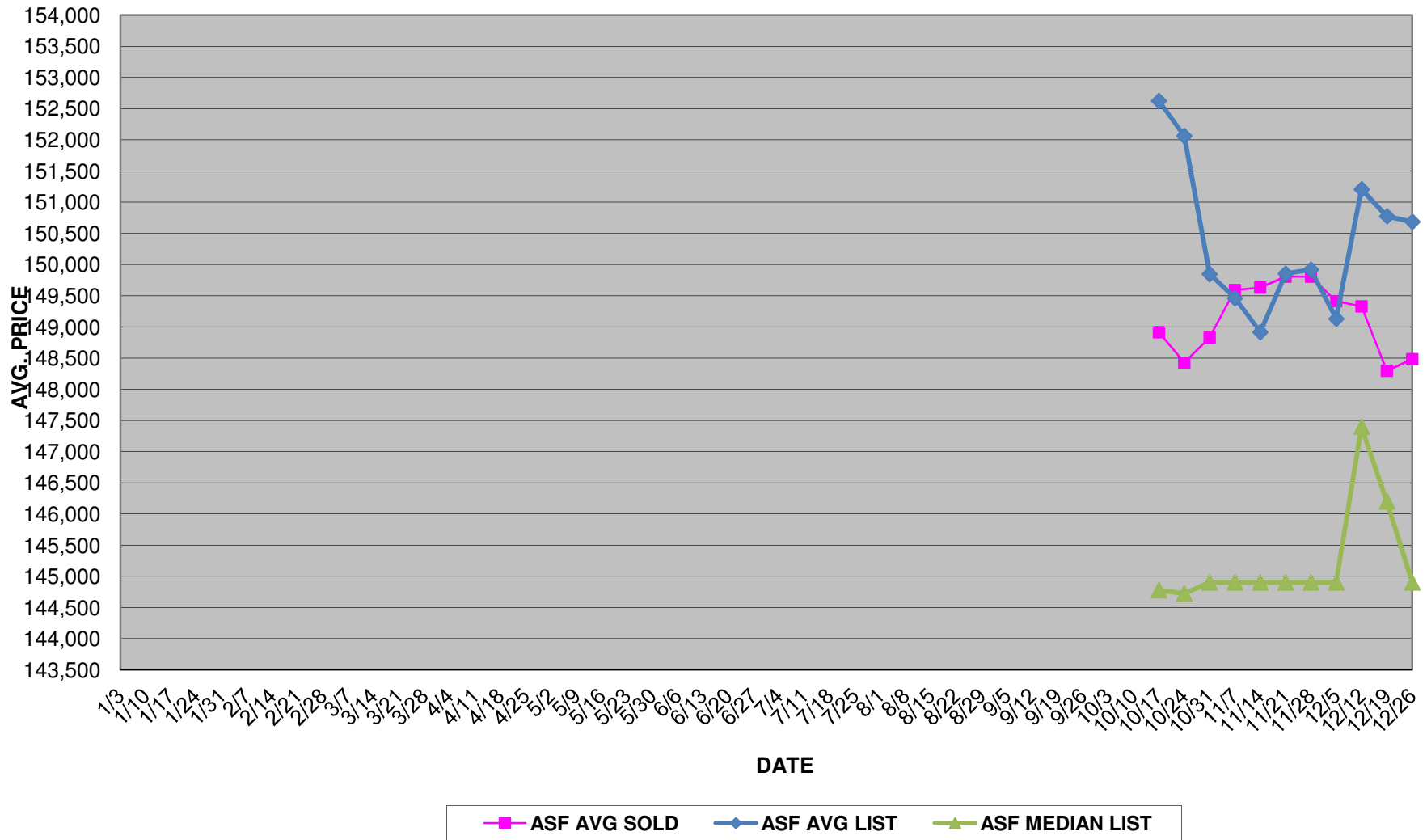
DAYS OF SUPPLY / SOLD AVG DAYS ON MARKET Crestview 2007
www.NARREIA.com



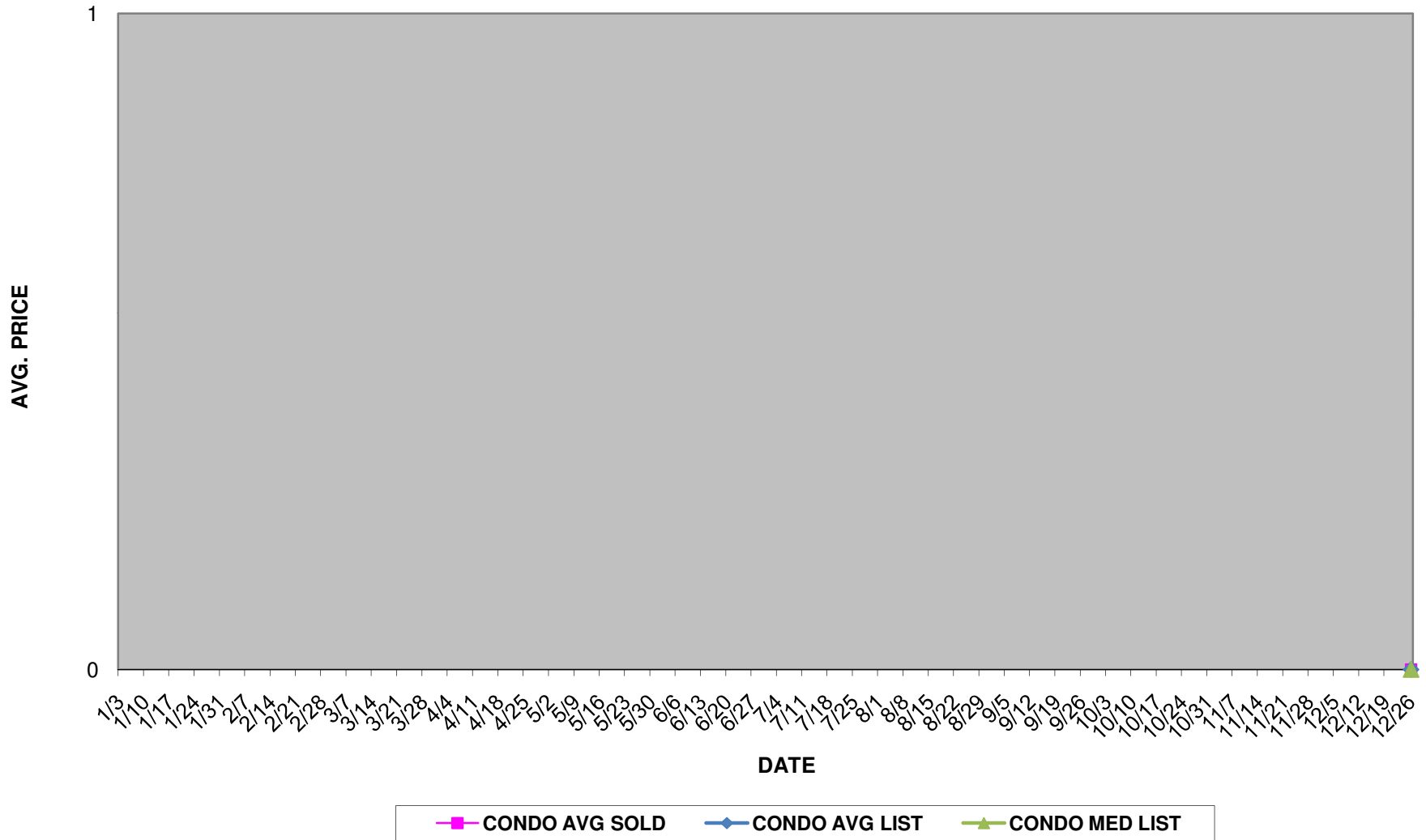
Detached Single Family SOLD AVG. & LIST AVG. & MEDIAN PRICES Crestview 2007
www.NARREIA.com



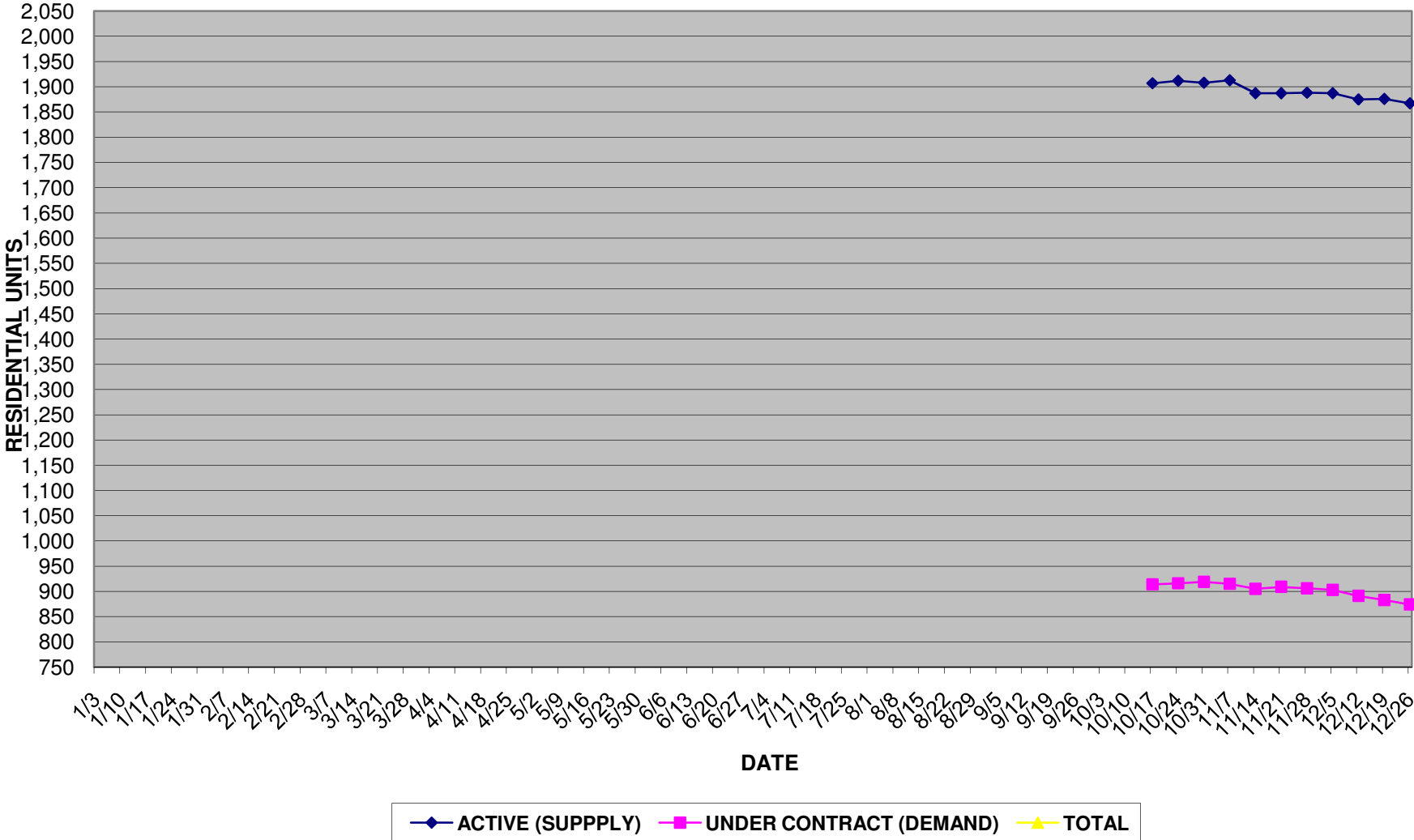
Attached Single Family SOLD AVG. & LIST AVG. & MEDIAN PRICES Crestview 2007
www.NARREIA.com



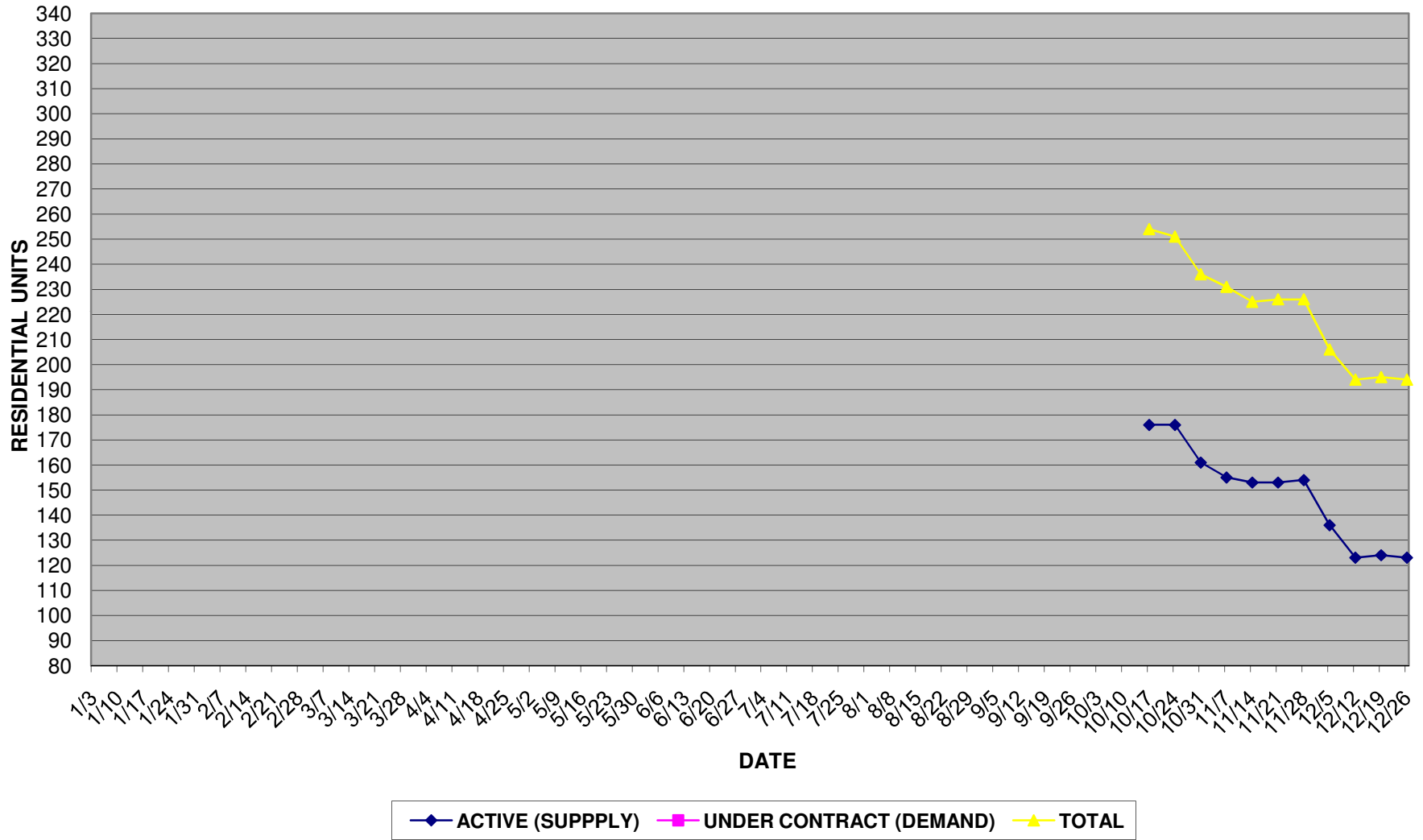
Condo SOLD AVG. & LIST AVG. & MEDIAN PRICES Crestview 2007
www.NARREIA.com



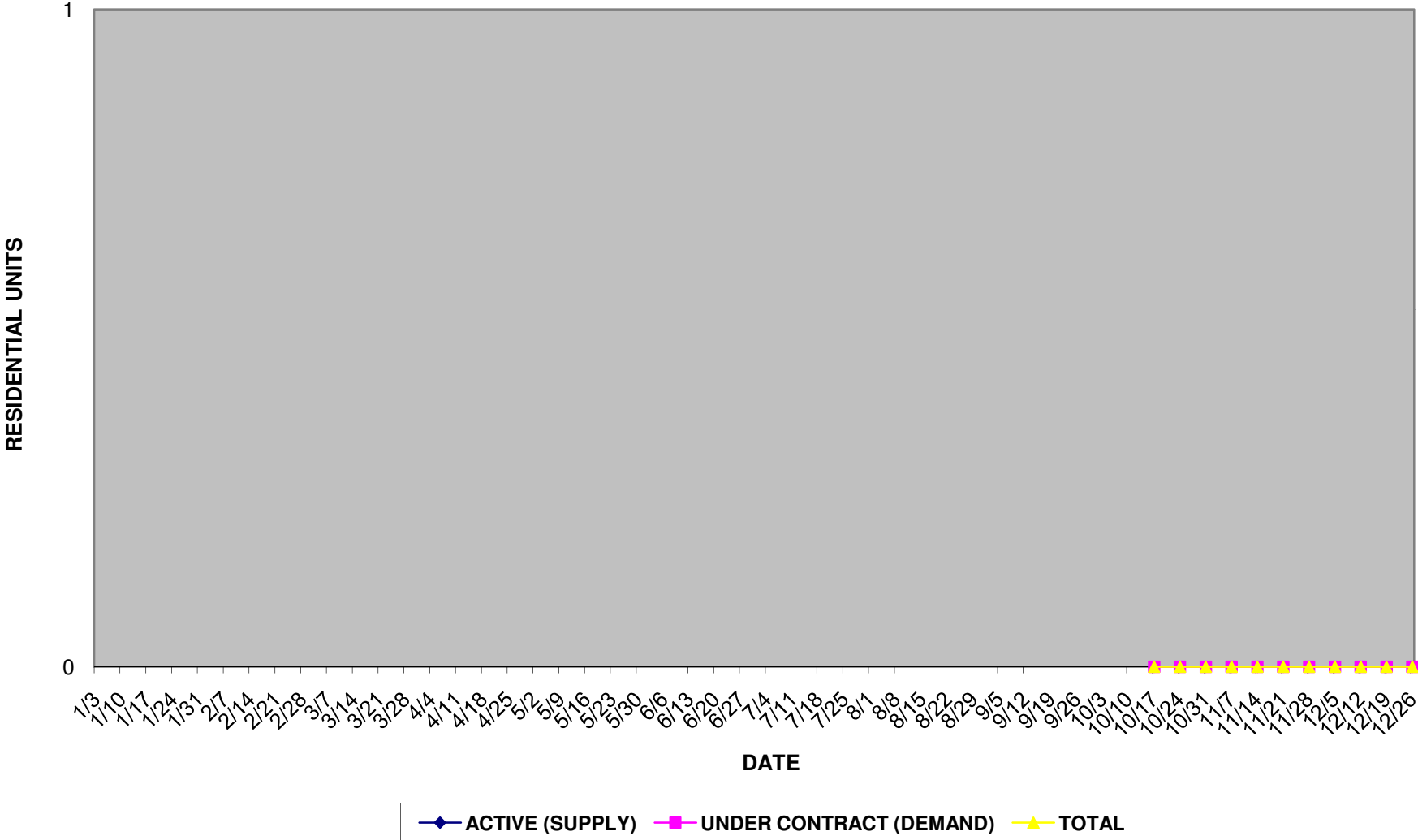
Detached Single Family SUPPLY & DEMAND Crestview 2007
www.NARREIA.com



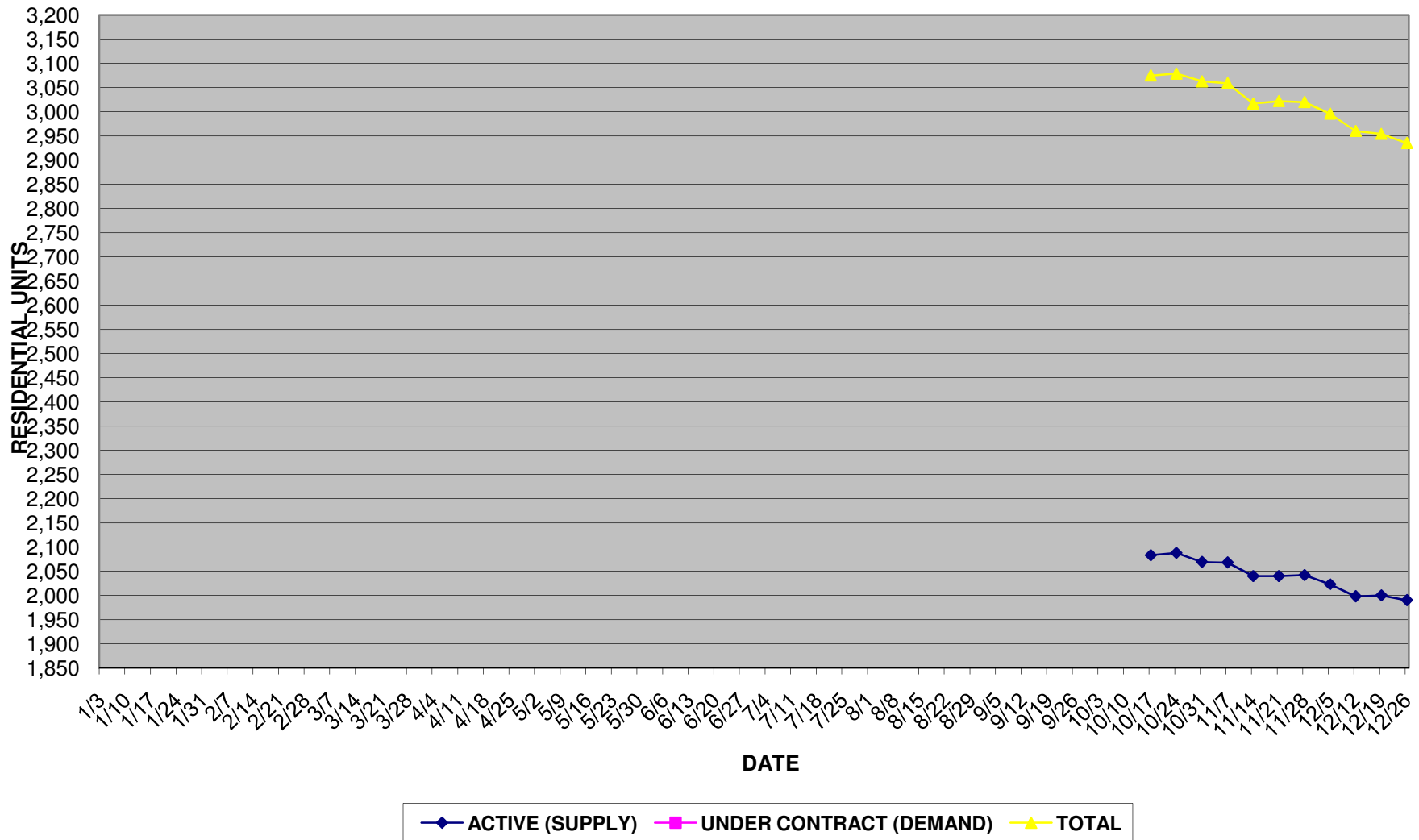
Attached Single Family SUPPLY & DEMAND Crestview 2007
www.NARREIA.com



Condo SUPPLY & DEMAND Crestview 2007
www.NARREIA.com



Combined SUPPLY & DEMAND Panama city Beach 2007
www.NARREIA.com



WEEK DATE	DETACHED SINGLE FAMILY								ATTACHED SINGLE FAMILY								CONDOMINIUM								TOTAL OVERALL				
	Active	Under Contract	TOTAL	Average List	Median List	Average Sold	Days on Market	Days of Supply	Active	Under Contract	TOTAL	Average List	Median List	Average Sold	Days on Market	Days of Supply	Active	Under Contract	TOTAL	Average List	Median List	Average Sold	Days on Market	Days of Supply	Active	Under Contract	TOTAL	AVG DOM	Days of Supply
12/26/07	1,867	874	2,741	225,830	194,900	199,765	115	64	123	71	194	150,685	144,900	148,484	168	52	0	0	0	0	0	0	0	0	1,990	945	2,935	94	63
12/19/07	1,876	883	2,759	225,870	194,900	199,539	113	64	124	71	195	150,773	146,200	148,296	162	52	0	0	0	0	0	0	0	0	2,000	954	2,954	92	63
12/12/07	1,875	891	2,766	226,168	195,000	199,566	112	63	123	71	194	151,206	147,400	149,329	164	52	0	0	0	0	0	0	0	0	1,998	962	2,960	92	62
12/05/07	1,887	903	2,790	225,503	194,900	199,641	112	63	136	70	206	149,130	144,900	149,412	181	58	0	0	0	0	0	0	0	0	2,023	973	2,996	98	62
11/28/07	1,888	906	2,794	225,921	195,000	200,565	112	63	154	72	226	149,918	144,900	149,806	178	64	0	0	0	0	0	0	0	0	2,042	978	3,020	97	63
11/21/07	1,887	909	2,796	226,082	195,000	200,565	110	62	153	73	226	149,853	144,900	149,806	178	63	0	0	0	0	0	0	0	0	2,040	982	3,022	96	62
11/14/07	1,887	905	2,792	226,093	195,000	199,614	109	63	153	72	225	148,916	144,900	149,630	175	64	0	0	0	0	0	0	0	0	2,040	977	3,017	95	63
11/07/07	1,913	915	2,828	225,802	195,000	199,842	109	63	155	76	231	149,460	144,900	149,590	189	61	0	0	0	0	0	0	0	0	2,068	991	3,059	99	63
10/31/07	1,908	919	2,827	221,428	195,000	201,234	107	62	161	75	236	149,847	144,900	148,827	184	64	0	0	0	0	0	0	0	0	2,069	994	3,063	97	62
10/24/07	1,912	916	2,828	218,216	195,000	201,053	107	63	176	75	251	152,061	144,723	148,427	184	70	0	0	0	0	0	0	0	0	2,088	991	3,079	97	63
10/17/07	1,907	914	2,821	218,654	196,000	201,129	107	63	176	78	254	152,622	144,777	148,914	181	68	0	0	0	0	0	0	0	0	2,083	992	3,075	96	63