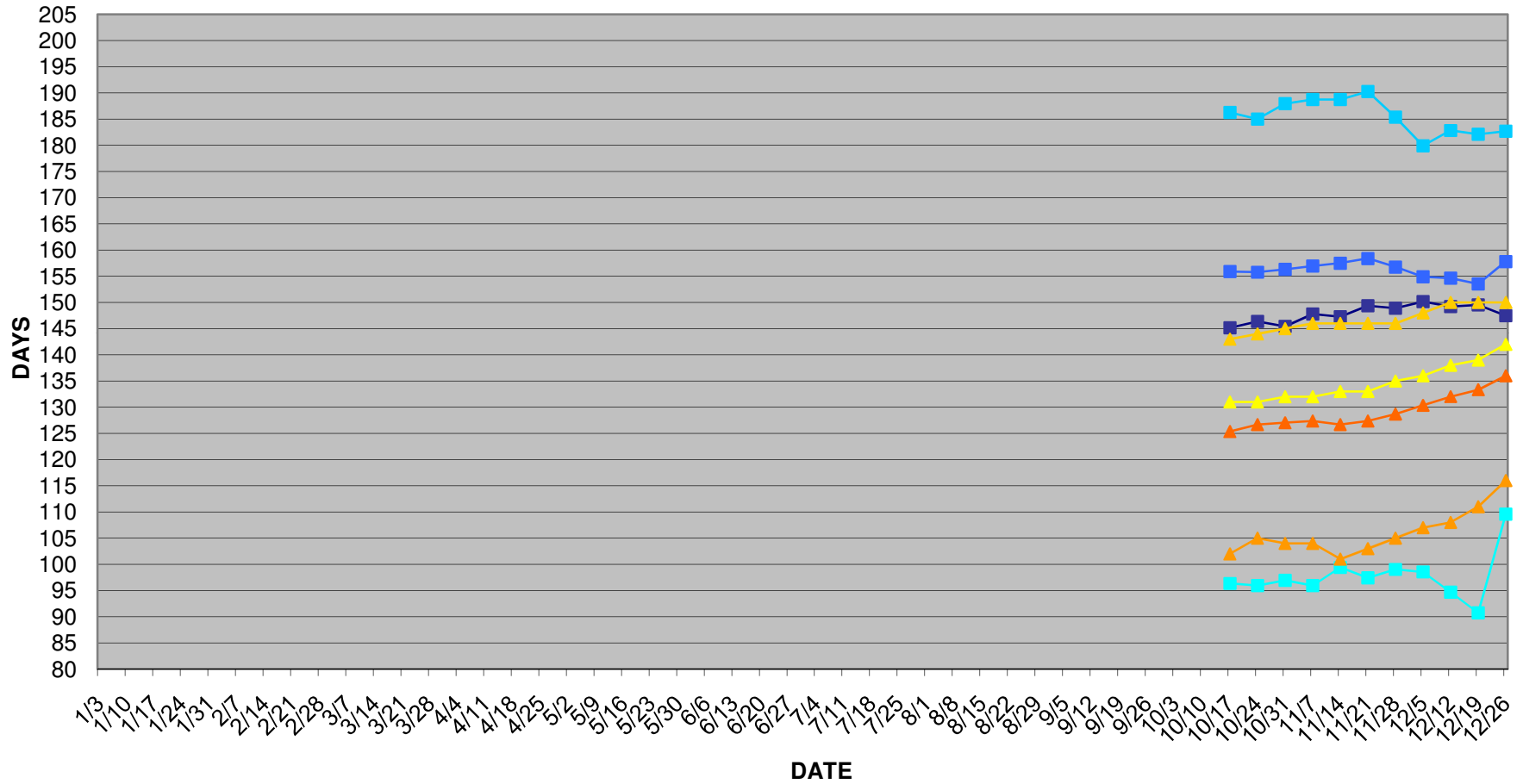
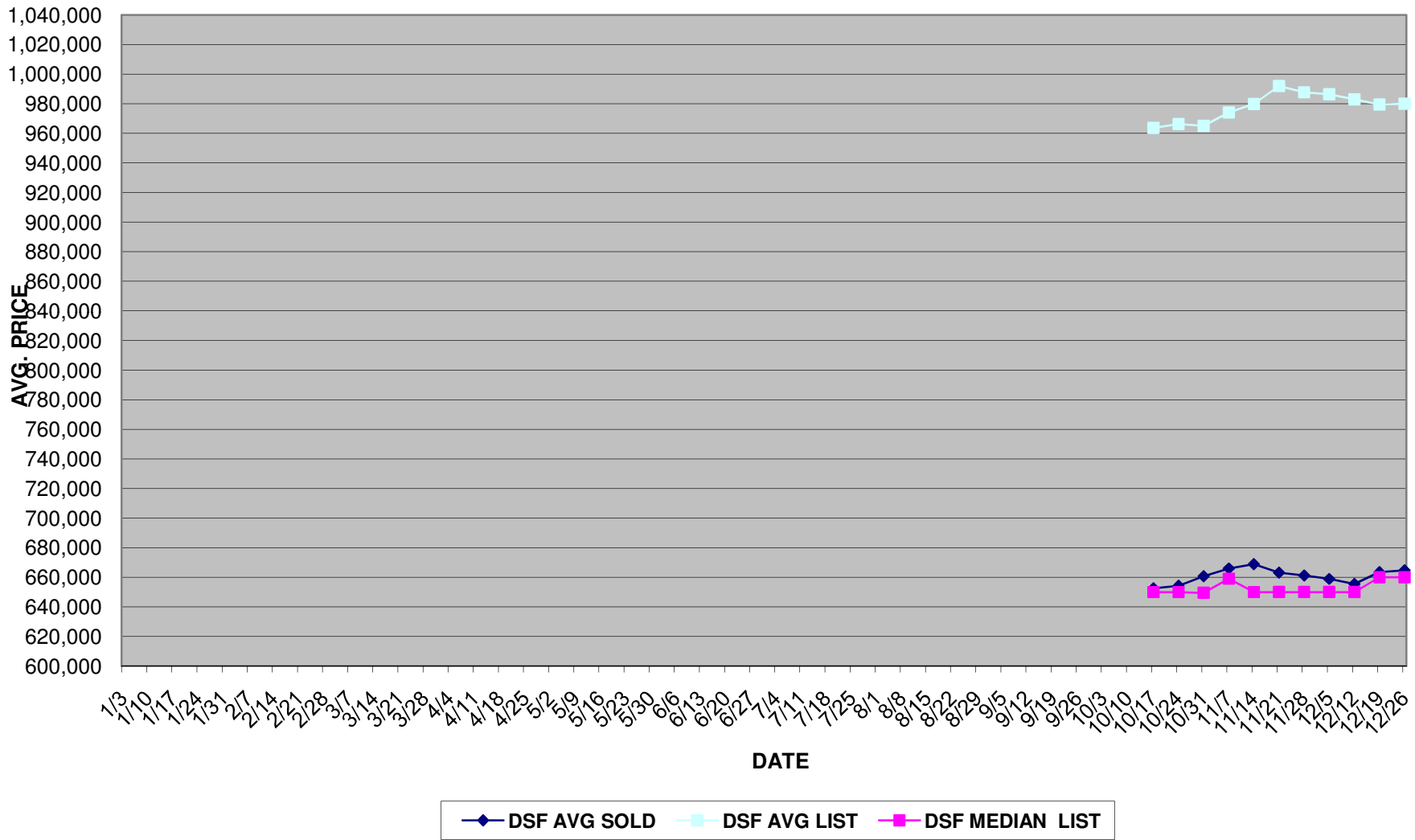


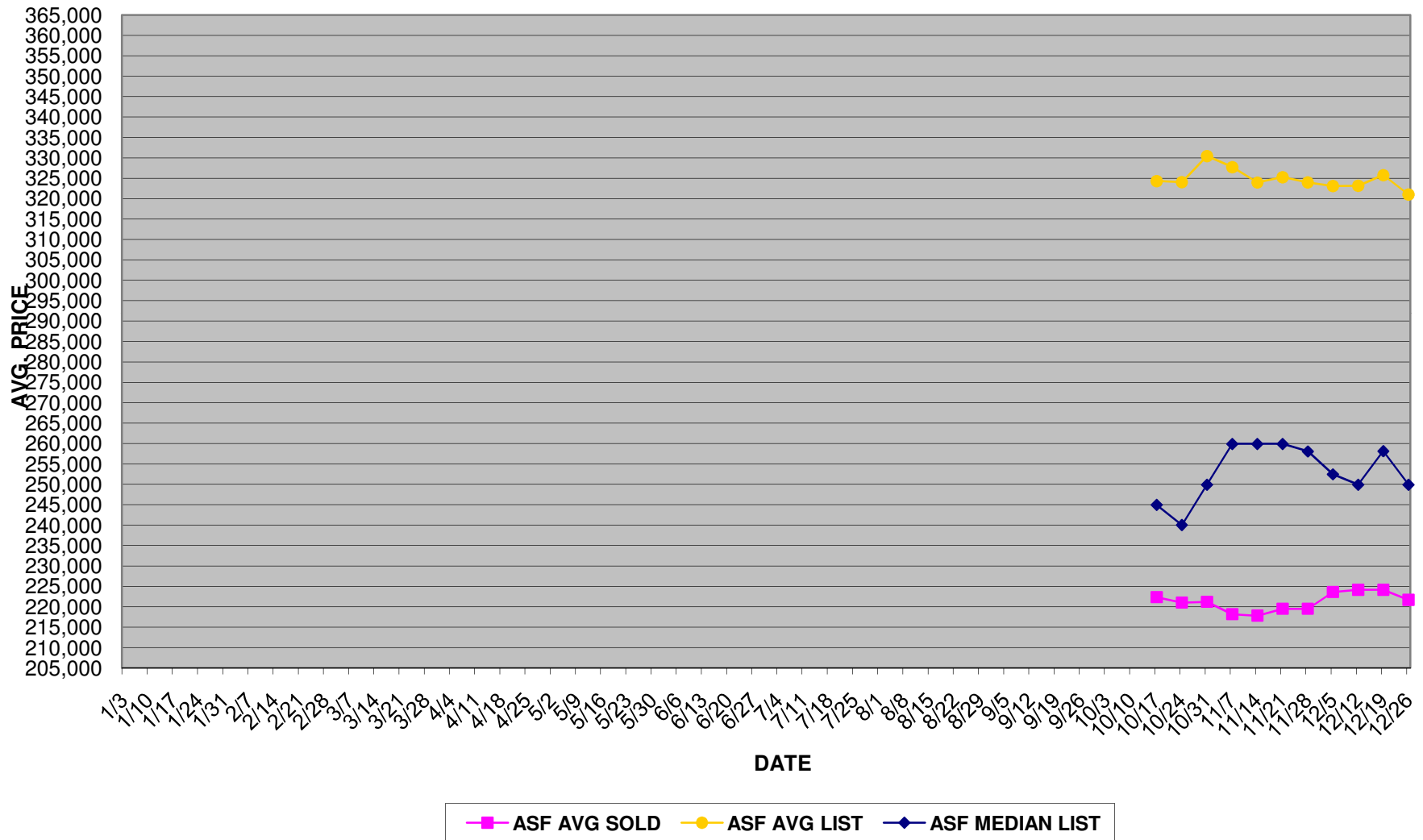
DAYS OF SUPPLY / SOLD AVG DAYS ON MARKET Destin 2007
www.NARREIA.com



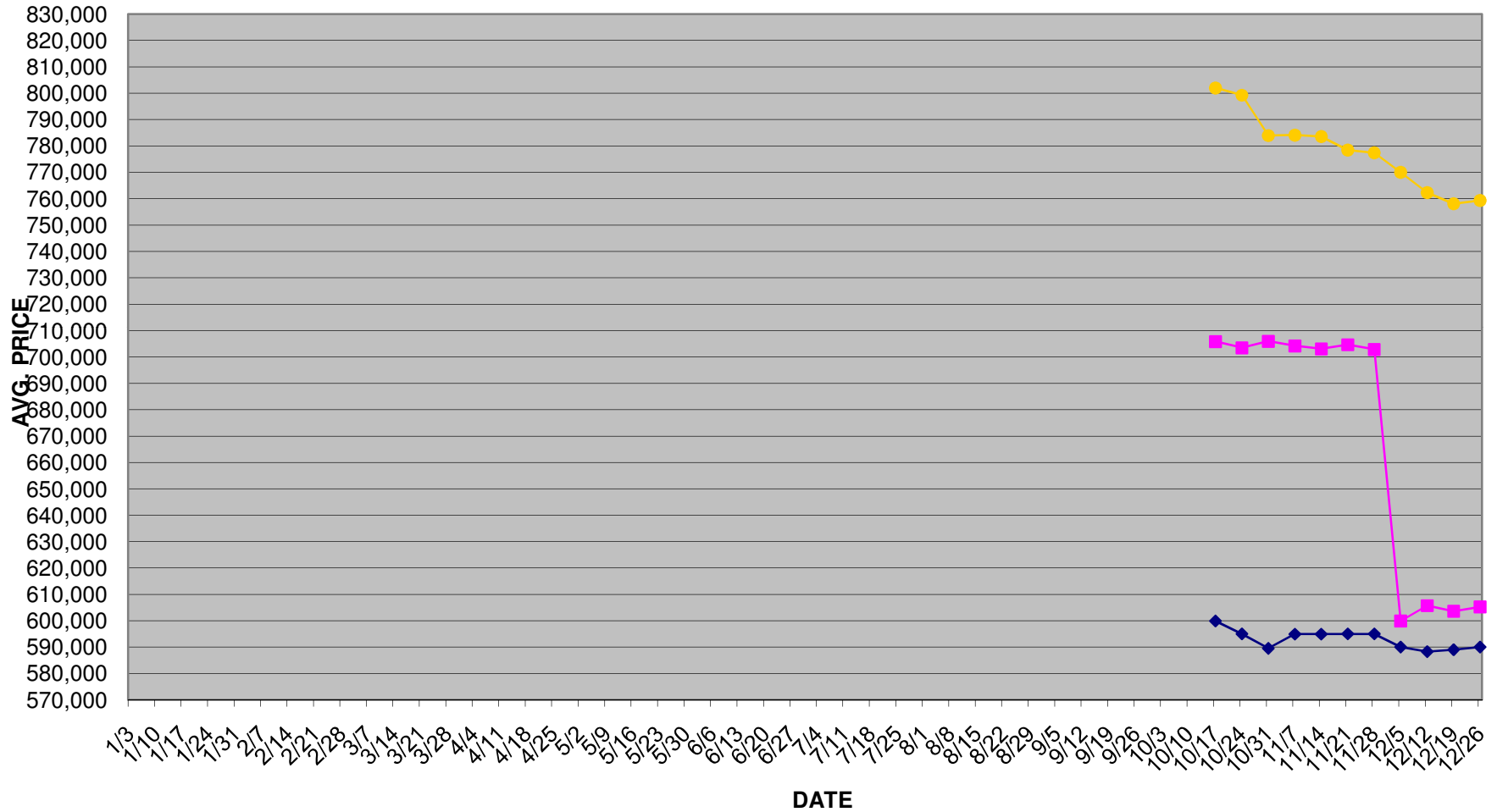
Detached Single Family SOLD AVG. & LIST AVG. & MEDIAN PRICES Destin 2007
www.NARREIA.com



Attached Single Family SOLD AVG. & LIST AVG. & MEDIAN PRICES Destin 2007
www.NARREIA.com

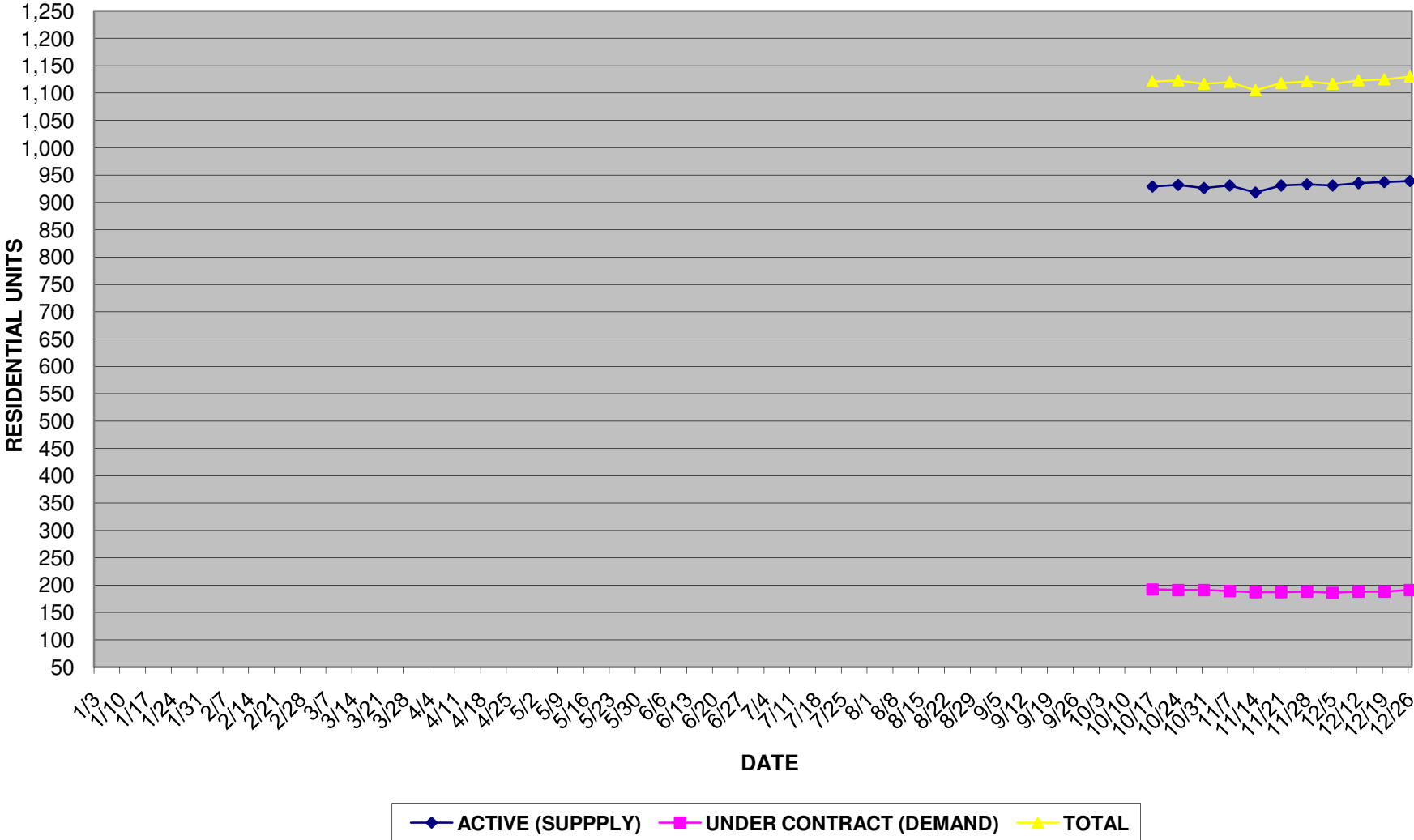


Condo SOLD AVG. & LIST AVG. & MEDIAN PRICES Destin 2007
www.NARREIA.com

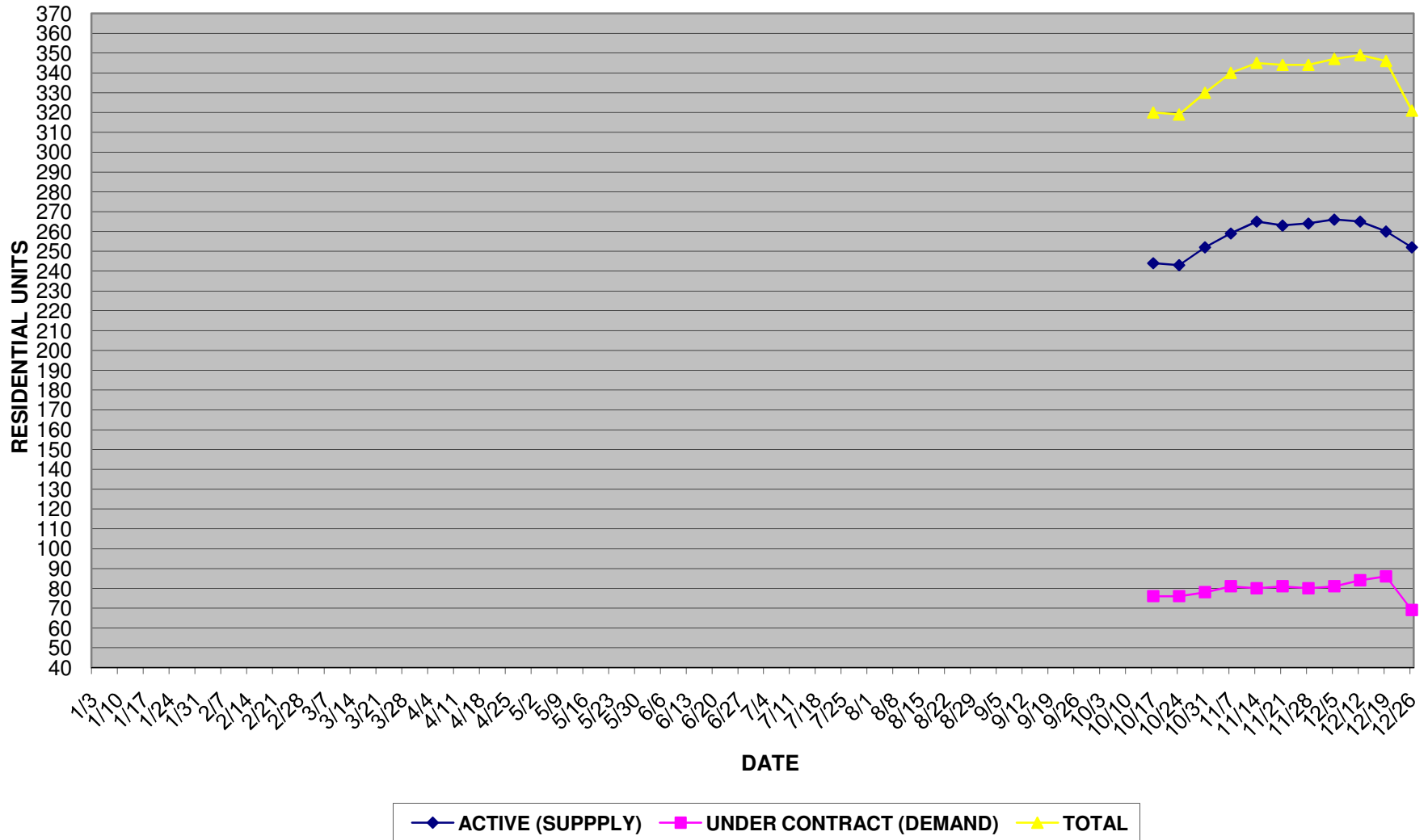


■ CONDO AVG SOLD
 ● CONDO AVG LIST
 ◆ CONDO MEDIAN LIST

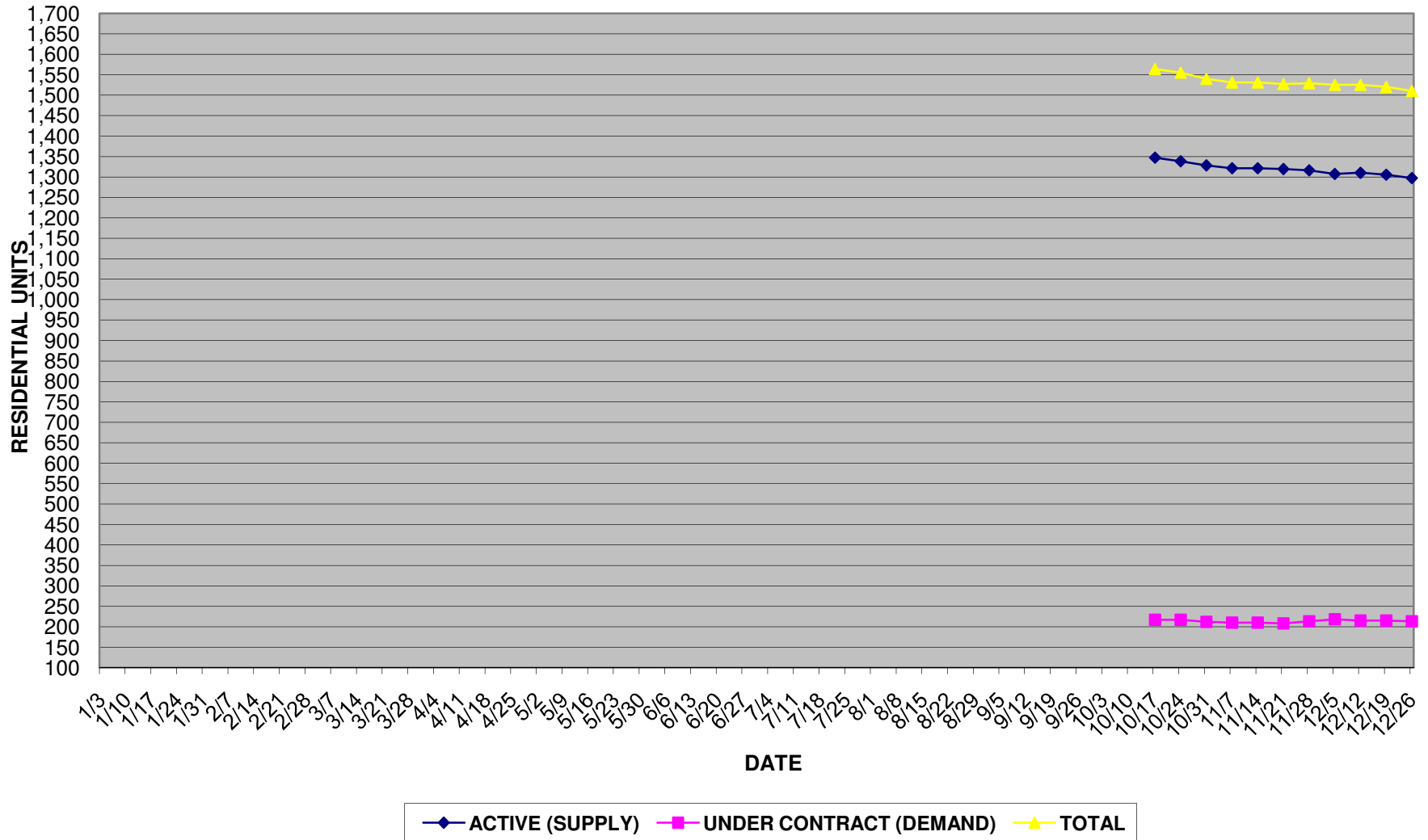
Detached Single Family SUPPLY & DEMAND Destin 2007
www.NARREIA.com



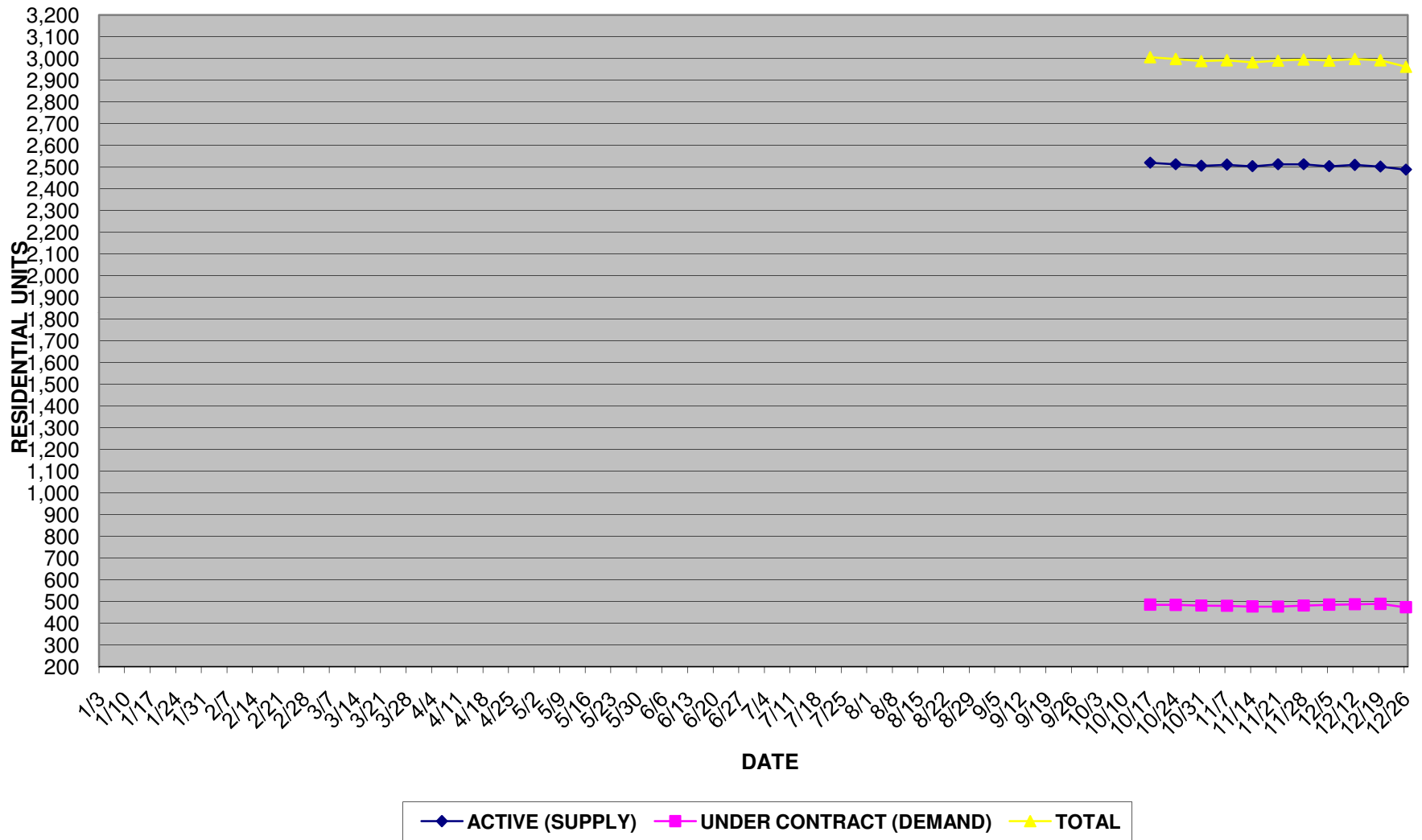
Attached Single Family SUPPLY & DEMAND Destin 2007
www.NARREIA.com



Condo SUPPLY & DEMAND Destin 2007
www.NARREIA.com



Combined SUPPLY & DEMAND Panama city Beach 2007
www.NARREIA.com



WEEK DATE	DETACHED SINGLE FAMILY								ATTACHED SINGLE FAMILY								CONDOMINIUM								TOTAL OVERALL				
	Active	Under Contract	TOTAL	Average List	Median List	Average Sold	Days on Market	Days of Supply	Active	Under Contract	TOTAL	Average List	Median List	Average Sold	Days on Market	Days of Supply	Active	Under Contract	TOTAL	Average List	Median List	Average Sold	Days on Market	Days of Supply	Active	Under Contract	TOTAL	AVG DOM	Days of Supply
12/26/07	939	191	1,130	979,995	660,000	664,687	142	147	252	69	321	320,969	249,900	221,694	116	110	1,297	213	1,510	759,267	590,000	605,261	150	183	2,488	473	2,961	136	158
12/19/07	937	188	1,125	979,447	660,000	663,503	139	150	260	86	346	325,751	258,125	224,170	111	91	1,305	215	1,520	758,044	589,000	603,650	150	182	2,502	489	2,991	133	153
12/12/07	935	188	1,123	982,980	650,000	655,455	138	149	265	84	349	323,137	249,900	224,170	108	95	1,310	215	1,525	762,259	588,250	605,732	150	183	2,510	487	2,997	132	155
12/05/07	931	186	1,117	986,482	649,999	658,862	136	150	266	81	347	323,066	252,450	223,624	107	99	1,307	218	1,525	769,977	590,000	599,904	148	180	2,504	485	2,989	130	155
11/28/07	933	188	1,121	987,720	650,000	661,148	135	149	264	80	344	323,954	258,075	219,480	105	99	1,316	213	1,529	777,366	595,000	702,860	146	185	2,513	481	2,994	129	157
11/21/07	931	187	1,118	992,034	650,000	663,169	133	149	263	81	344	325,246	259,900	219,480	103	97	1,319	208	1,527	778,416	595,000	704,658	146	190	2,513	476	2,989	127	158
11/14/07	918	187	1,105	979,873	649,900	668,920	133	147	265	80	345	323,923	259,900	217,794	101	99	1,321	210	1,531	783,541	594,900	703,036	146	189	2,504	477	2,981	127	157
11/07/07	931	189	1,120	974,059	659,000	665,985	132	148	259	81	340	327,703	259,900	218,145	104	96	1,321	210	1,531	784,098	594,900	704,164	146	189	2,511	480	2,991	127	157
10/31/07	926	191	1,117	965,020	649,450	660,637	132	145	252	78	330	330,442	249,900	221,190	104	97	1,328	212	1,540	783,910	589,500	705,951	145	188	2,506	481	2,987	127	156
10/24/07	932	191	1,123	966,298	649,900	654,173	131	146	243	76	319	324,026	240,000	221,028	105	96	1,338	217	1,555	799,255	595,000	703,442	144	185	2,513	484	2,997	127	156
10/17/07	929	192	1,121	963,629	649,900	652,440	131	145	244	76	320	324,292	244,950	222,341	102	96	1,347	217	1,564	801,987	599,900	705,844	143	186	2,520	485	3,005	125	156