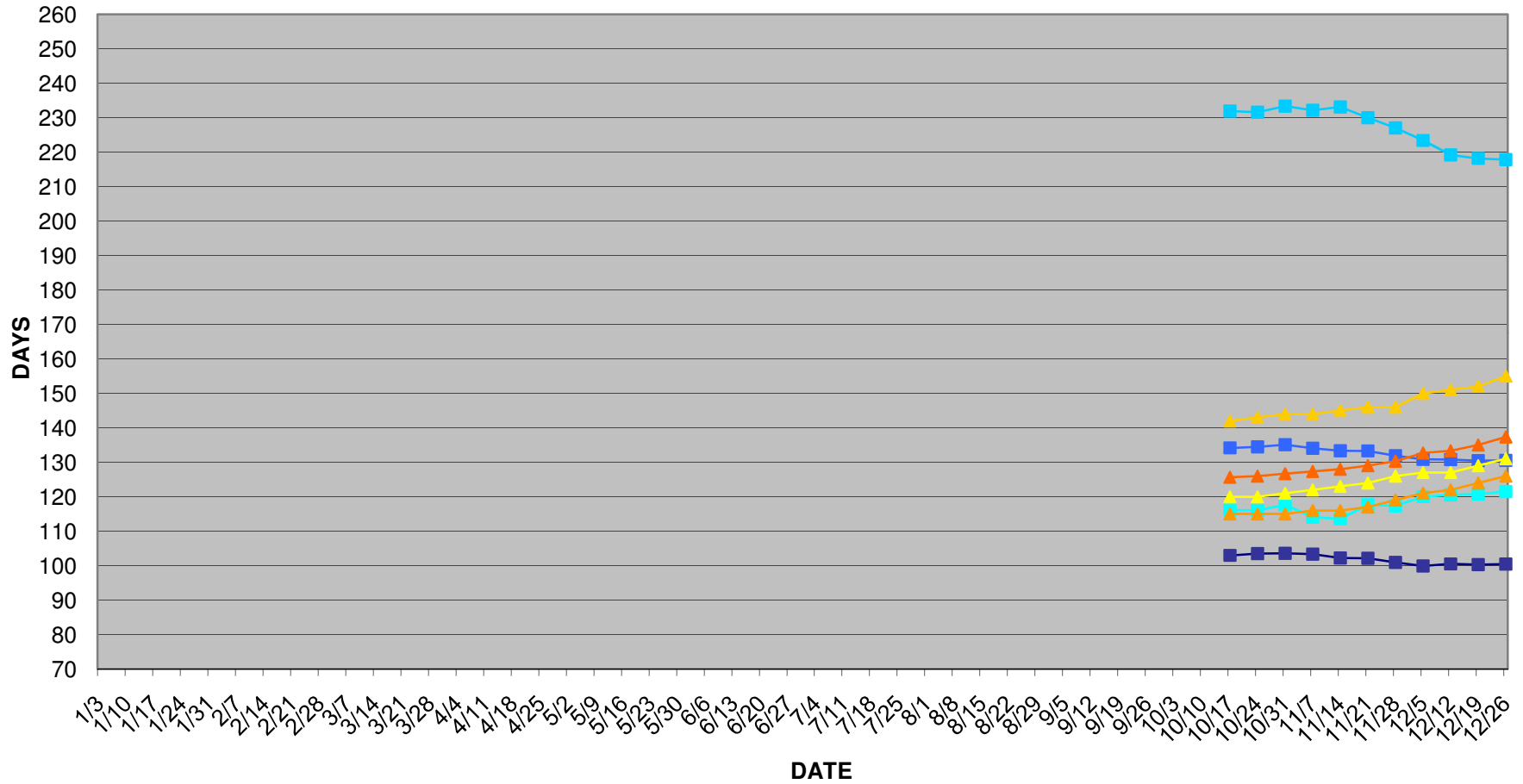
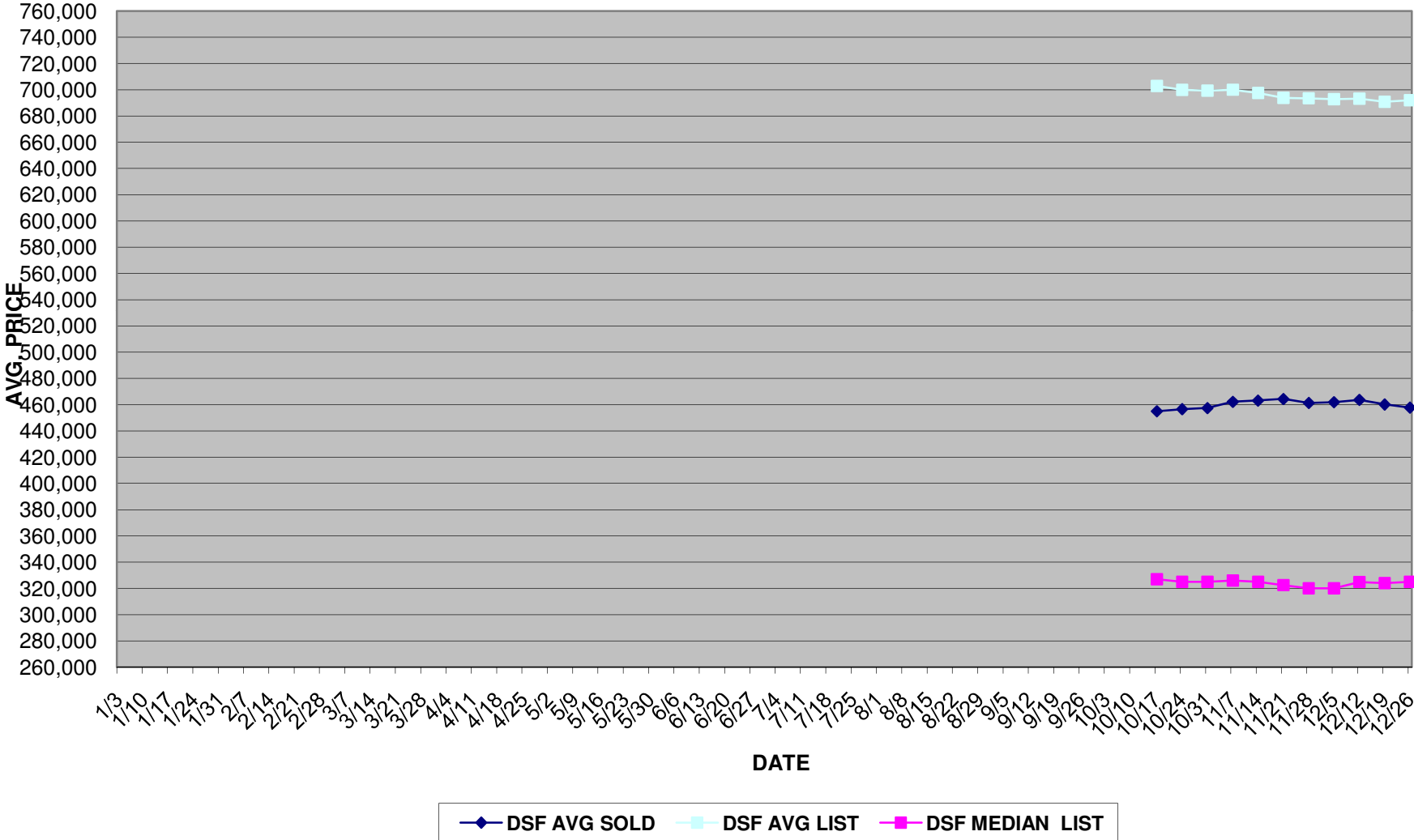


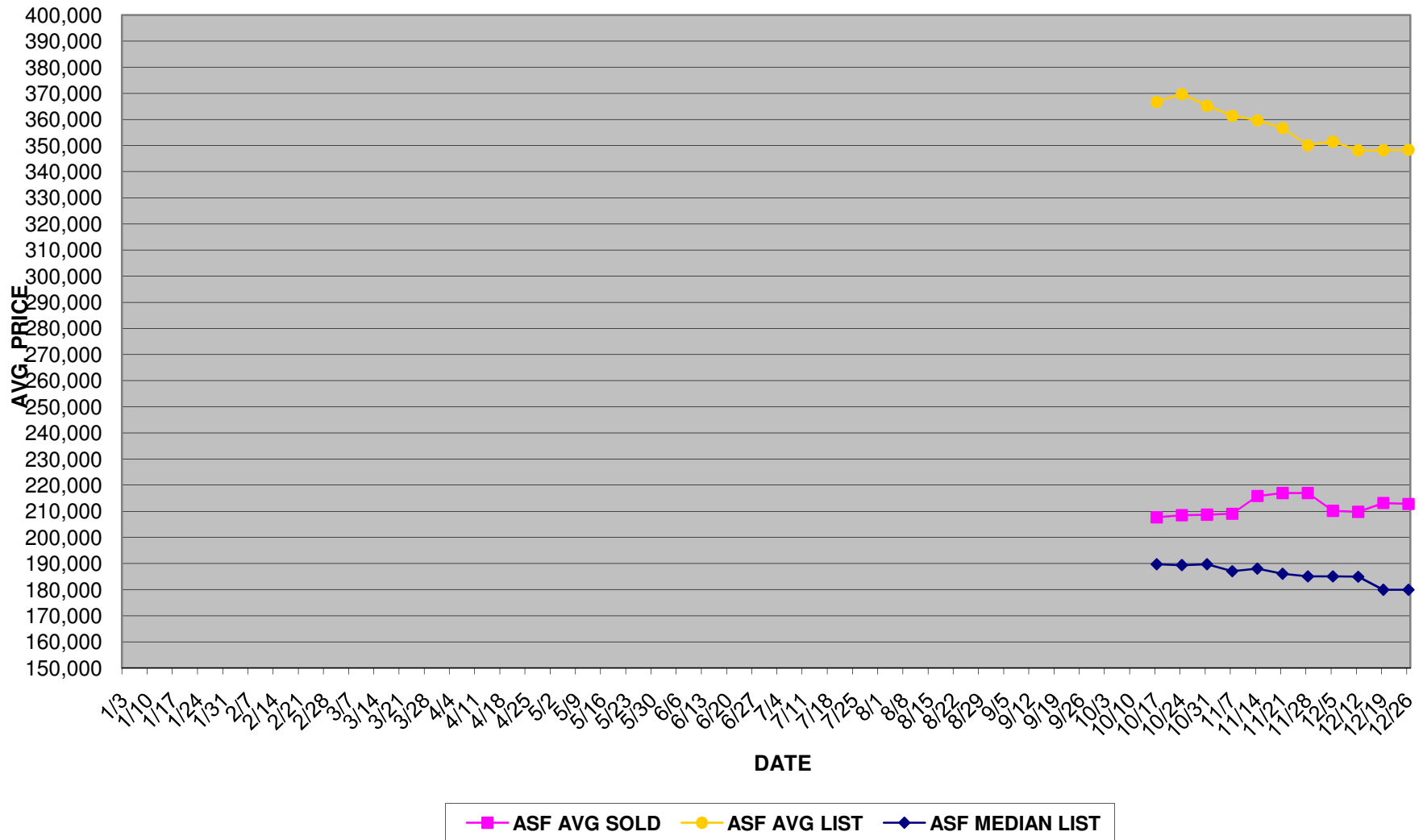
**DAYS OF SUPPLY / SOLD AVG DAYS ON MARKET Fort Walton 2007**  
[www.NARREIA.com](http://www.NARREIA.com)



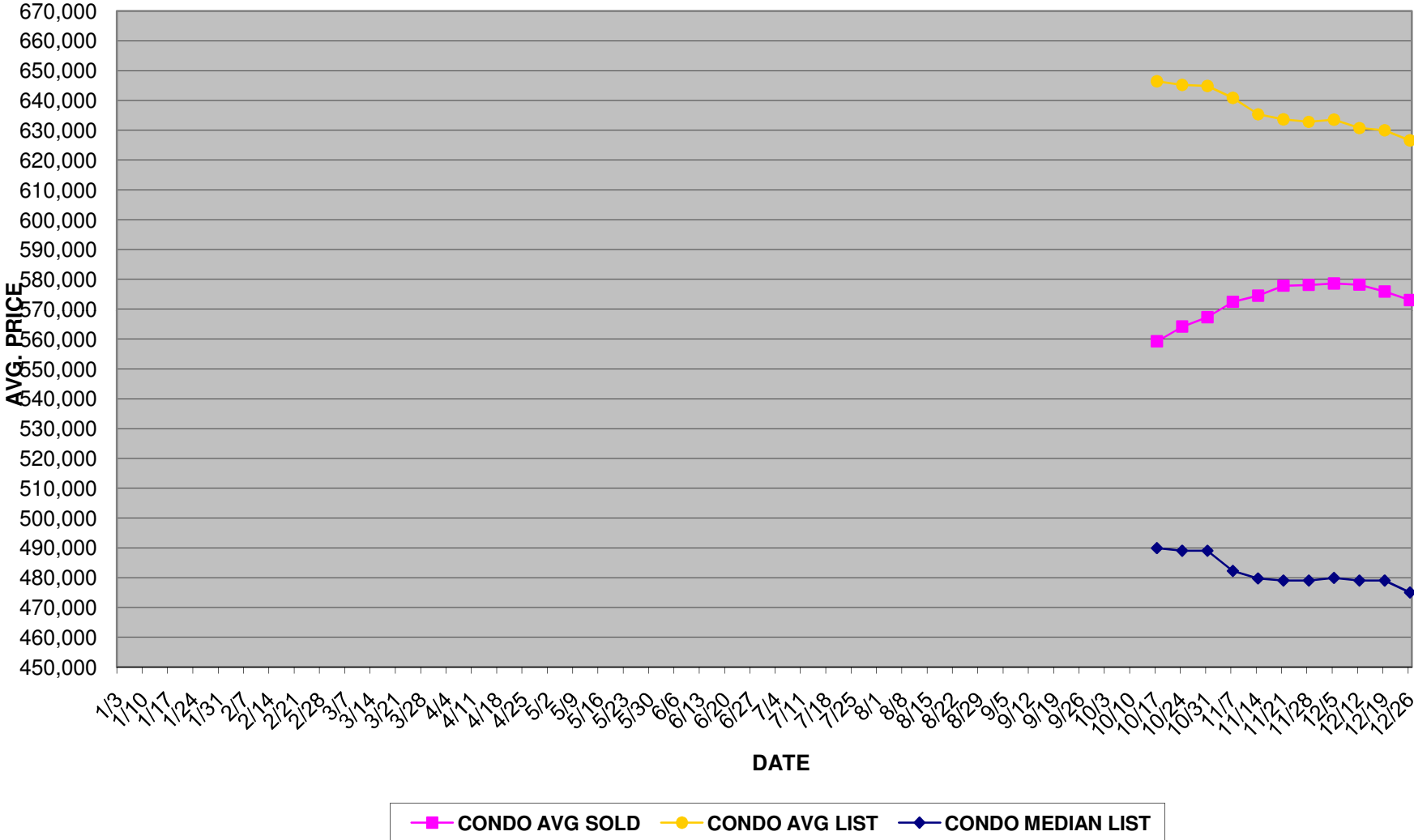
**Detached Single Family SOLD AVG. & LIST AVG. & MEDIAN PRICES Fort Walton 2007**  
[www.NARREIA.com](http://www.NARREIA.com)



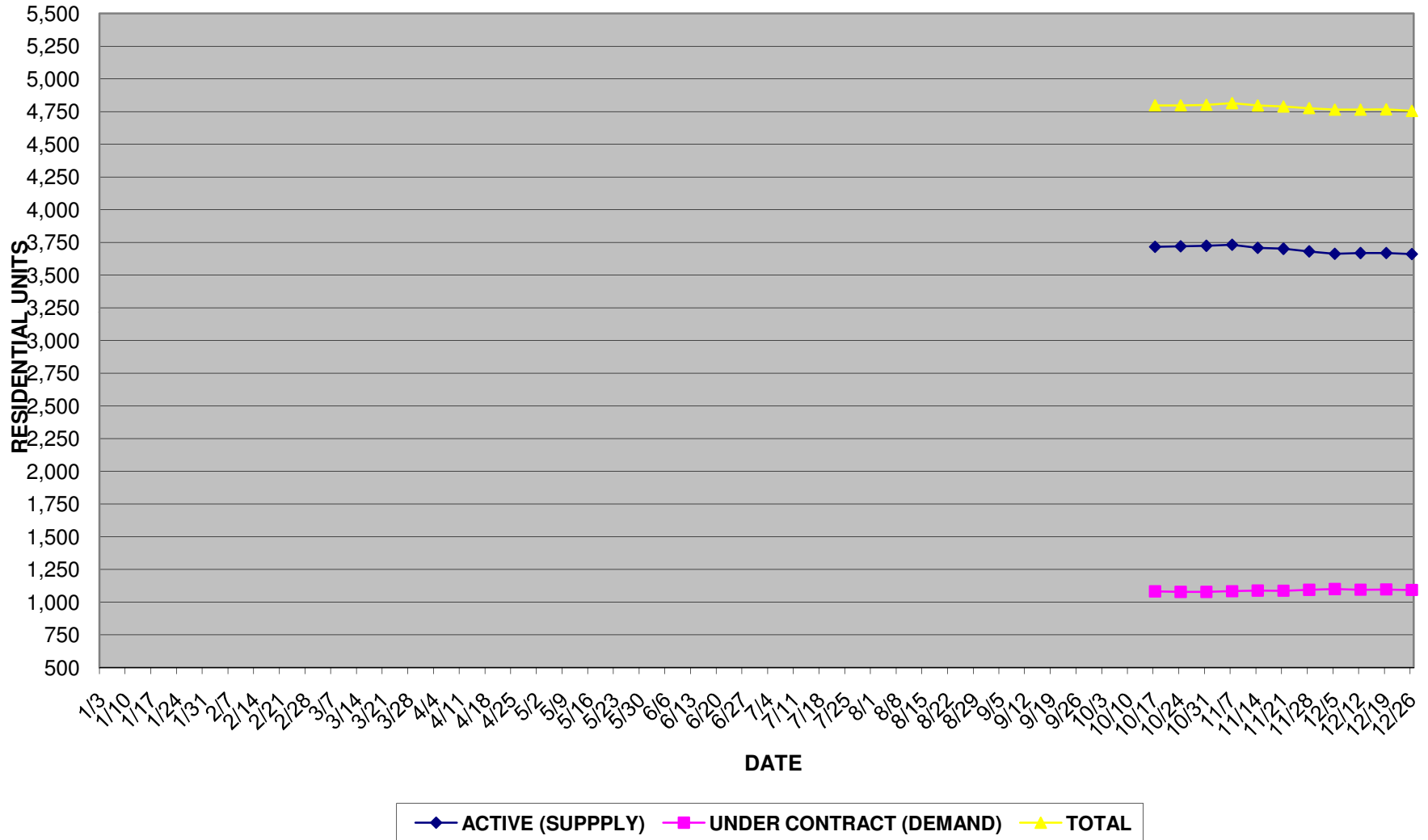
**Attached Single Family SOLD AVG. & LIST AVG. & MEDIAN PRICES Fort Walton 2007**  
[www.NARREIA.com](http://www.NARREIA.com)



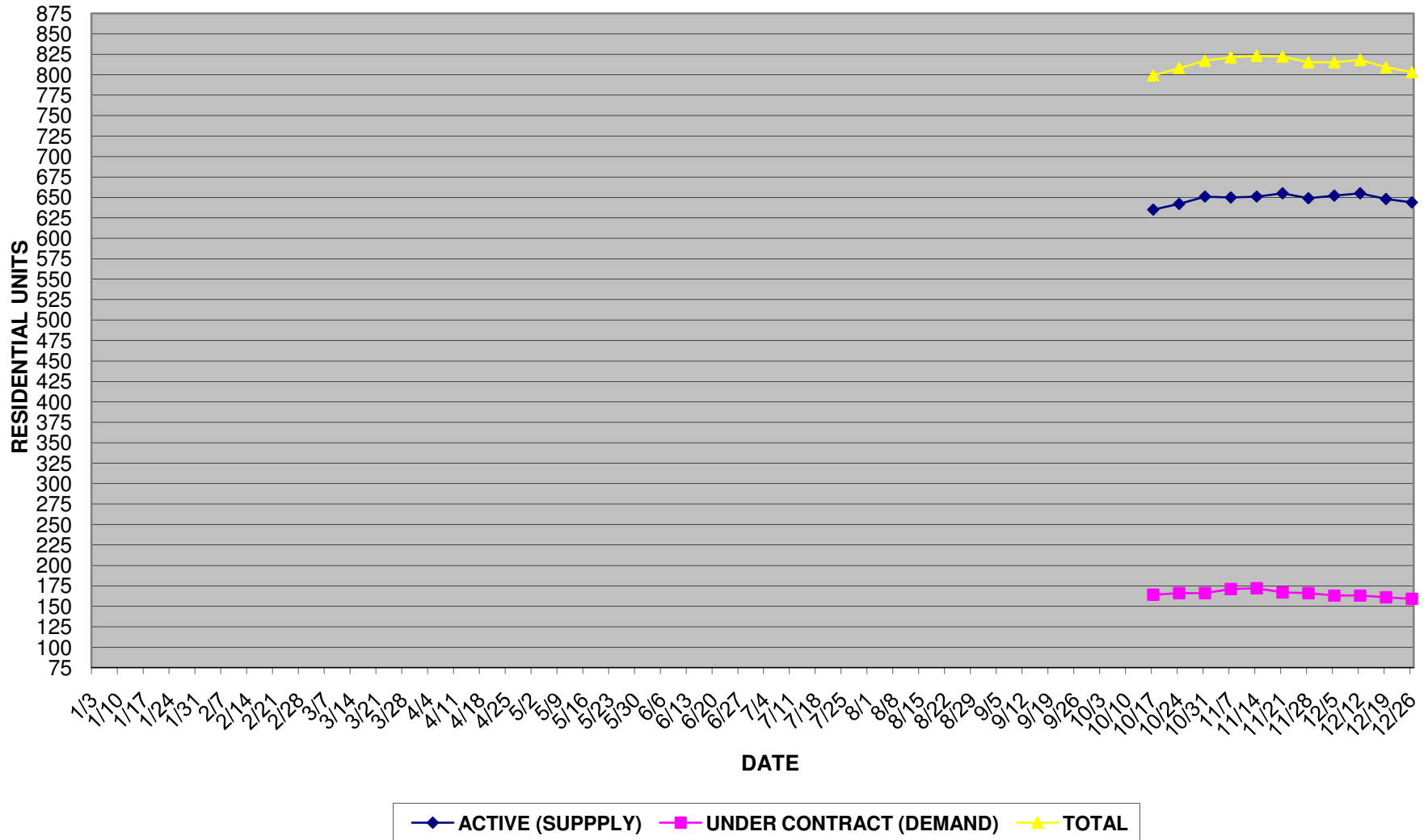
**Condo SOLD AVG. & LIST AVG. & MEDIAN PRICES Fort Walton 2007**  
[www.NARREIA.com](http://www.NARREIA.com)



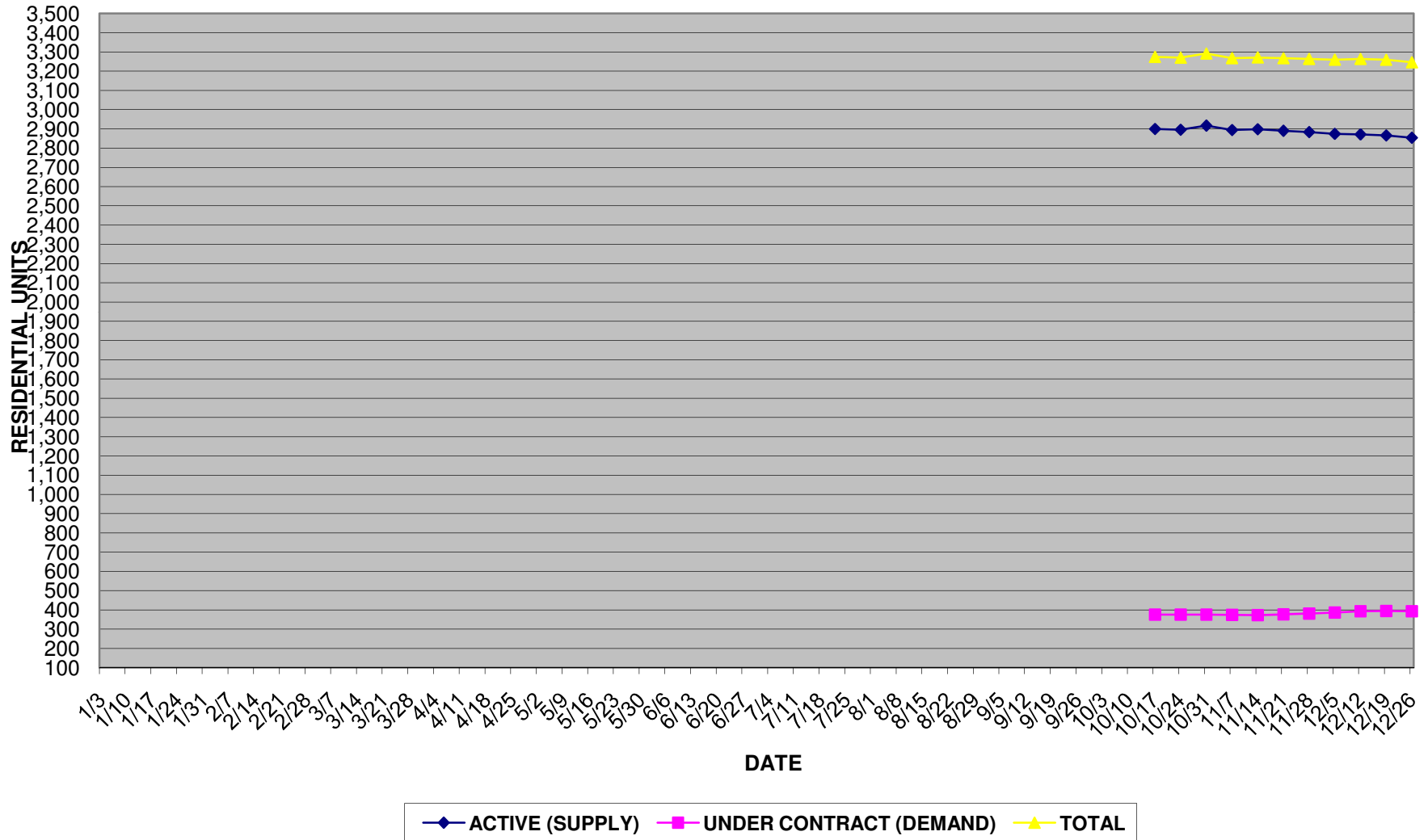
**Detached Single Family SUPPLY & DEMAND Fort Walton 2007**  
[www.NARREIA.com](http://www.NARREIA.com)



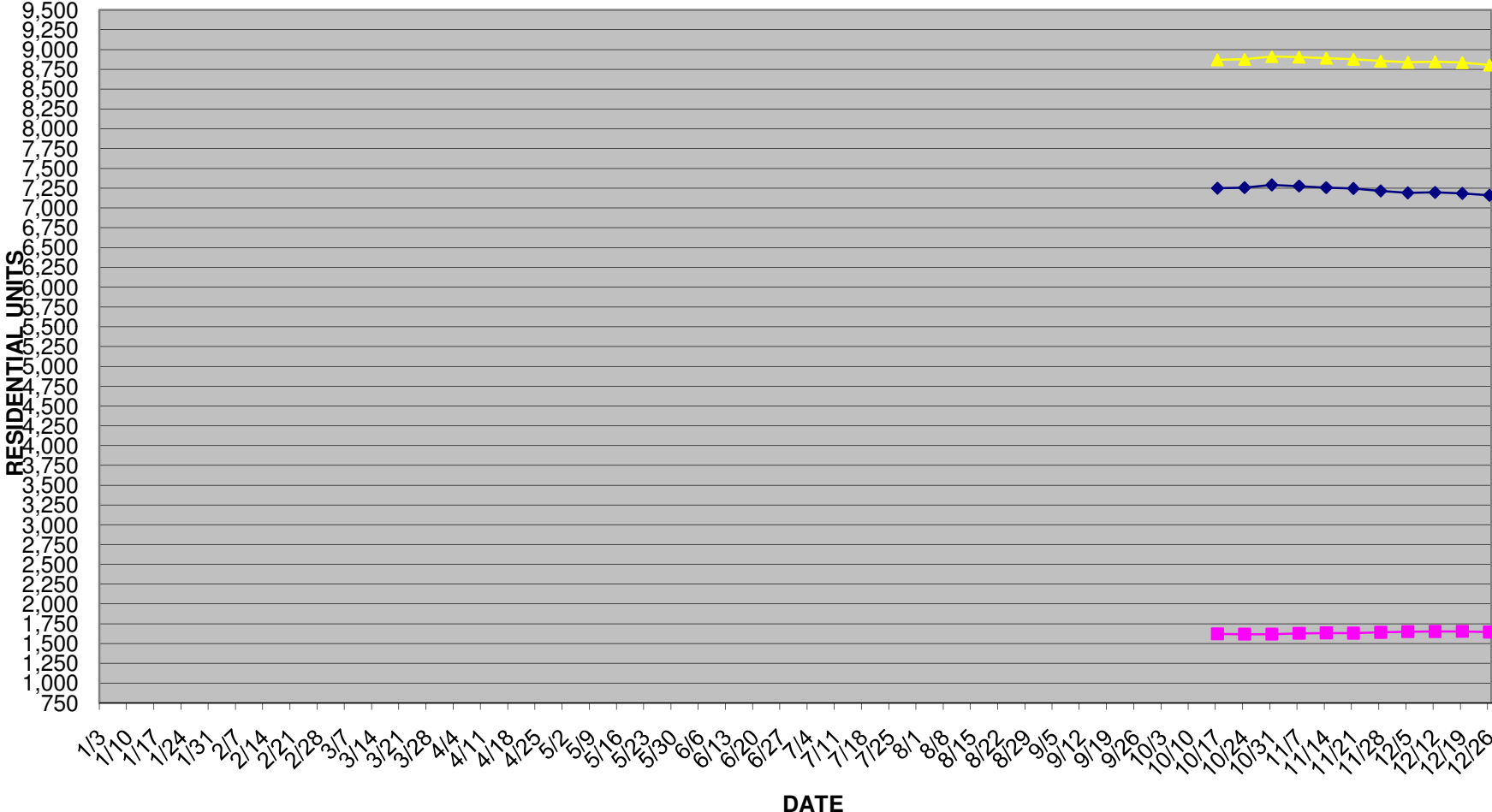
**Attached Single Family SUPPLY & DEMAND Fort Walton 2007**  
[www.NARREIA.com](http://www.NARREIA.com)



**Condo SUPPLY & DEMAND Fort Walton 2007**  
[www.NARREIA.com](http://www.NARREIA.com)



**Combined SUPPLY & DEMAND Fort Walton 2007**  
[www.NARREIA.com](http://www.NARREIA.com)



◆ ACTIVE (SUPPLY)   
 ■ UNDER CONTRACT (DEMAND)   
 ▲ TOTAL

WEEK DATE	DETACHED SINGLE FAMILY								ATTACHED SINGLE FAMILY								CONDOMINIUM								TOTAL OVERALL				
	Active	Under Contract	TOTAL	Average List	Median List	Average Sold	Days on Market	Days of Supply	Active	Under Contract	TOTAL	Average List	Median List	Average Sold	Days on Market	Days of Supply	Active	Under Contract	TOTAL	Average List	Median List	Average Sold	Days on Market	Days of Supply	Active	Under Contract	TOTAL	AVG DOM	Days of Supply
12/26/07	3,661	1,093	4,754	692,107	324,969	457,804	131	100	644	159	803	348,349	179,900	212,771	126	122	2,853	393	3,246	626,593	475,000	573,079	155	218	7,158	1,645	8,803	137	131
12/19/07	3,669	1,097	4,766	690,869	324,000	460,190	129	100	648	161	809	348,234	179,900	213,138	124	121	2,865	394	3,259	629,989	479,000	575,942	152	218	7,182	1,652	8,834	135	130
12/12/07	3,669	1,095	4,764	693,293	324,900	463,657	127	101	655	163	818	348,099	184,900	209,753	122	121	2,871	393	3,264	630,734	479,000	578,238	151	219	7,195	1,651	8,846	133	131
12/05/07	3,663	1,100	4,763	692,807	320,000	461,920	127	100	652	163	815	351,505	185,000	210,126	121	120	2,874	386	3,260	633,530	479,900	578,651	150	223	7,189	1,649	8,838	133	131
11/28/07	3,681	1,094	4,775	693,540	320,000	461,316	126	101	649	166	815	350,070	185,000	216,993	119	117	2,883	381	3,264	632,817	479,000	578,160	146	227	7,213	1,641	8,854	130	132
11/21/07	3,701	1,087	4,788	693,886	322,500	464,366	124	102	655	167	822	356,680	186,000	216,946	117	118	2,890	377	3,267	633,665	479,000	577,883	146	230	7,246	1,631	8,877	129	133
11/14/07	3,708	1,088	4,796	697,631	324,935	463,104	123	102	651	172	823	359,662	188,000	215,835	116	114	2,898	373	3,271	635,342	479,700	574,555	145	233	7,257	1,633	8,890	128	133
11/07/07	3,731	1,083	4,814	700,047	326,000	462,233	122	103	650	171	821	361,390	187,000	209,013	116	114	2,894	374	3,268	640,856	482,250	572,505	144	232	7,275	1,628	8,903	127	134
10/31/07	3,723	1,078	4,801	699,352	325,000	457,447	121	104	651	166	817	365,234	189,700	208,651	115	118	2,917	375	3,292	644,848	489,000	567,323	144	233	7,291	1,619	8,910	127	135
10/24/07	3,719	1,078	4,797	700,013	325,000	456,606	120	103	642	166	808	369,711	189,350	208,479	115	116	2,895	375	3,270	645,169	489,000	564,157	143	232	7,256	1,619	8,875	126	134
10/17/07	3,715	1,082	4,797	702,963	327,000	455,008	120	103	635	164	799	366,705	189,700	207,642	115	116	2,899	375	3,274	646,421	489,900	559,198	142	232	7,249	1,621	8,870	126	134