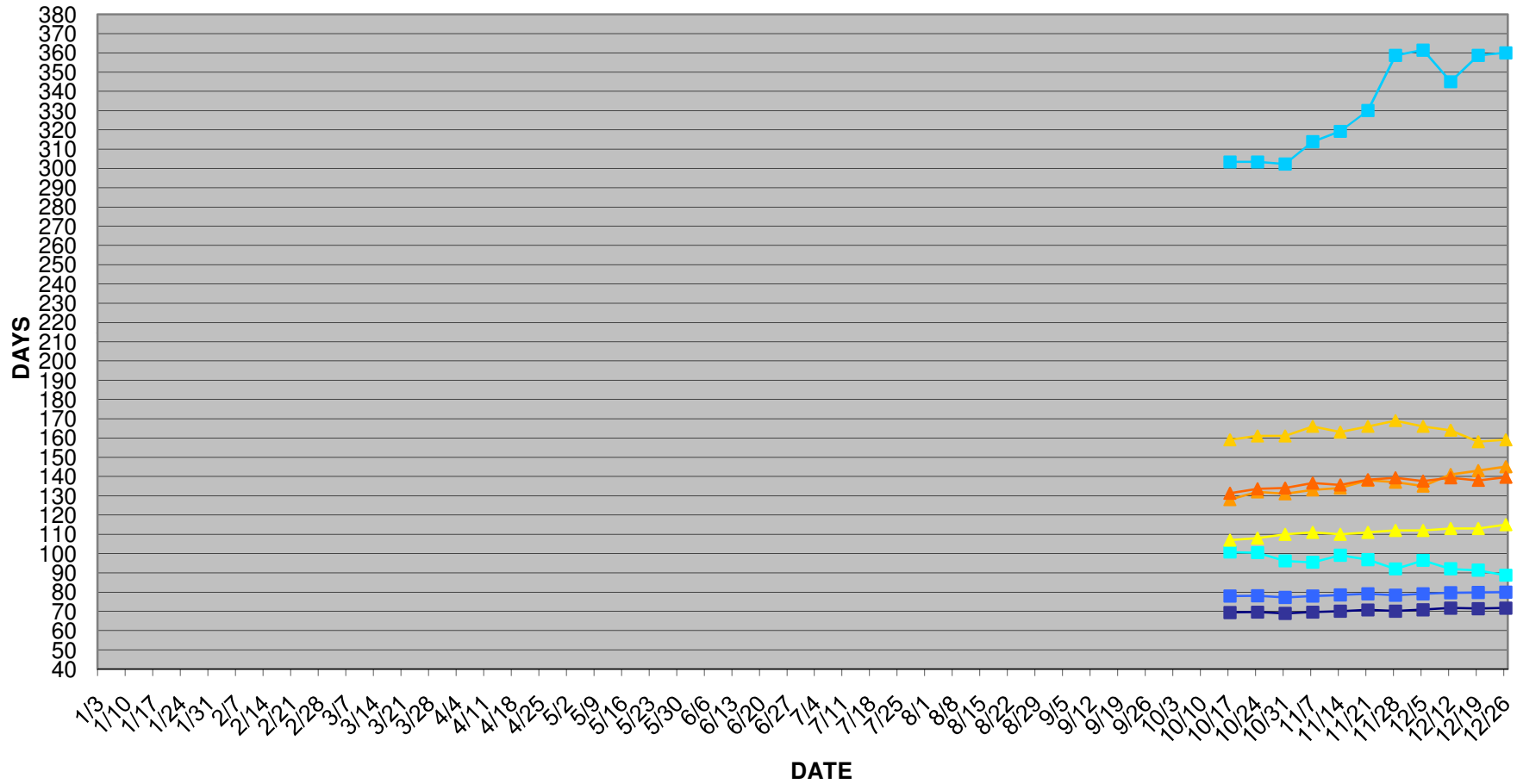
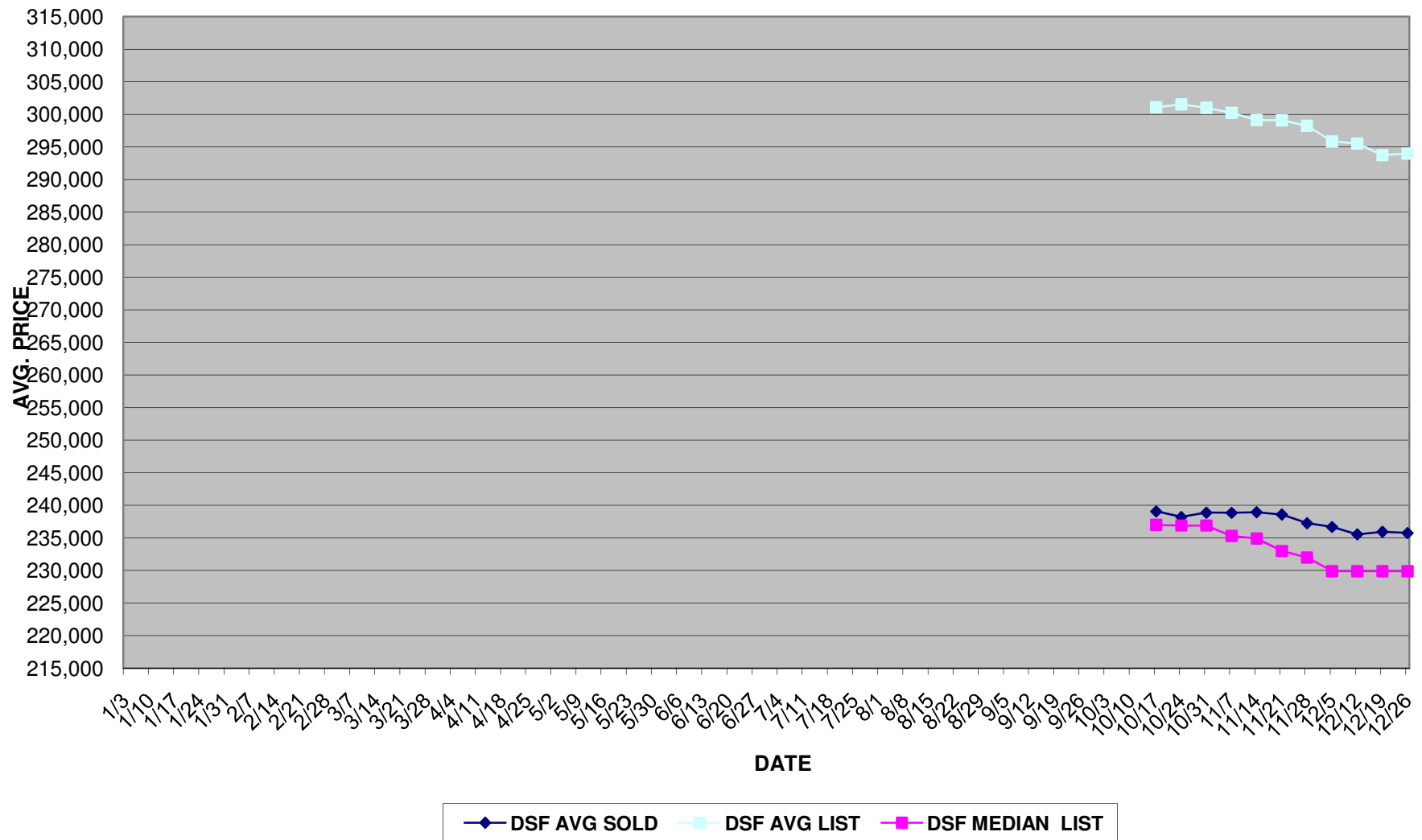


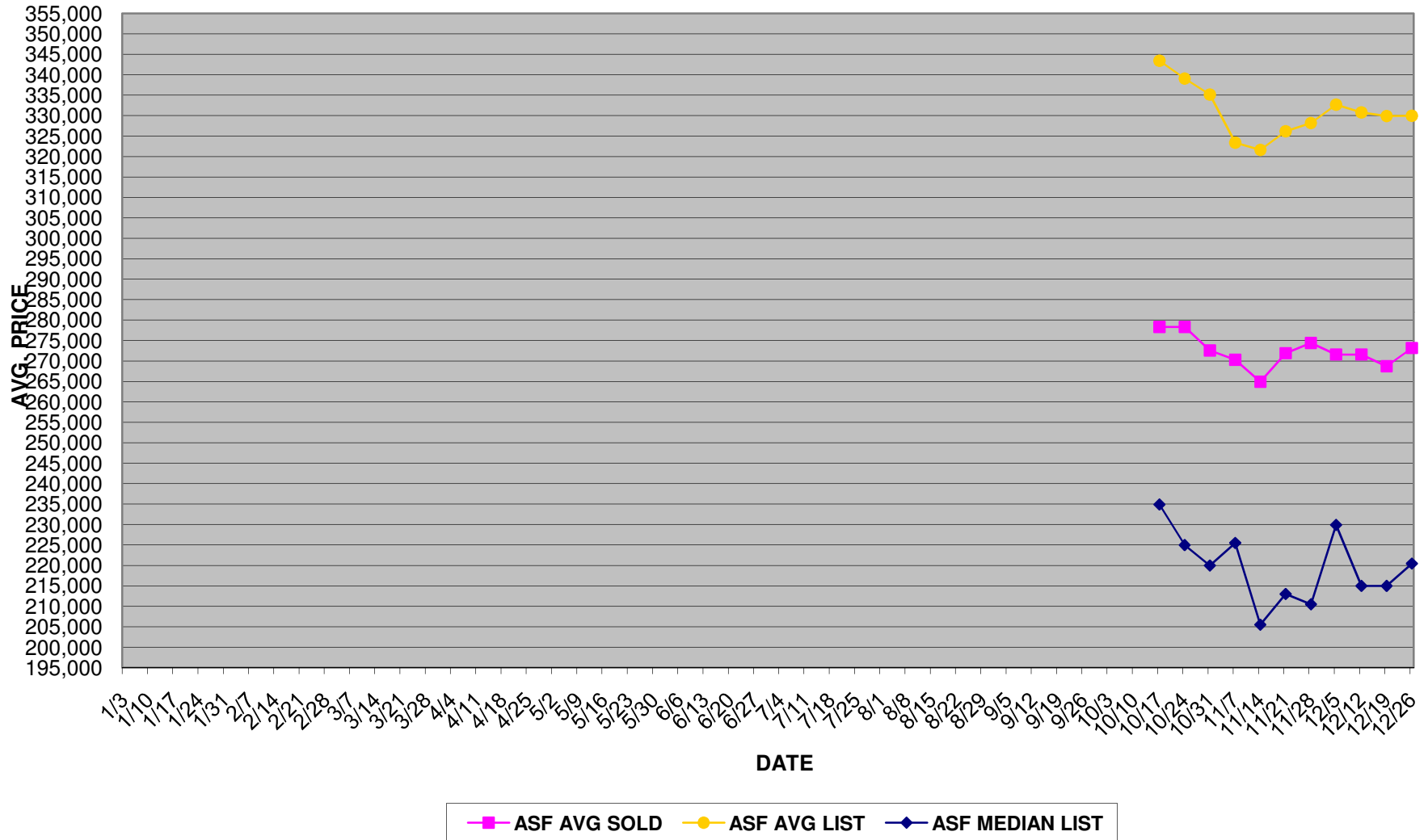
**DAYS OF SUPPLY / SOLD AVG DAYS ON MARKET Navarre 2007**  
[www.NARREIA.com](http://www.NARREIA.com)



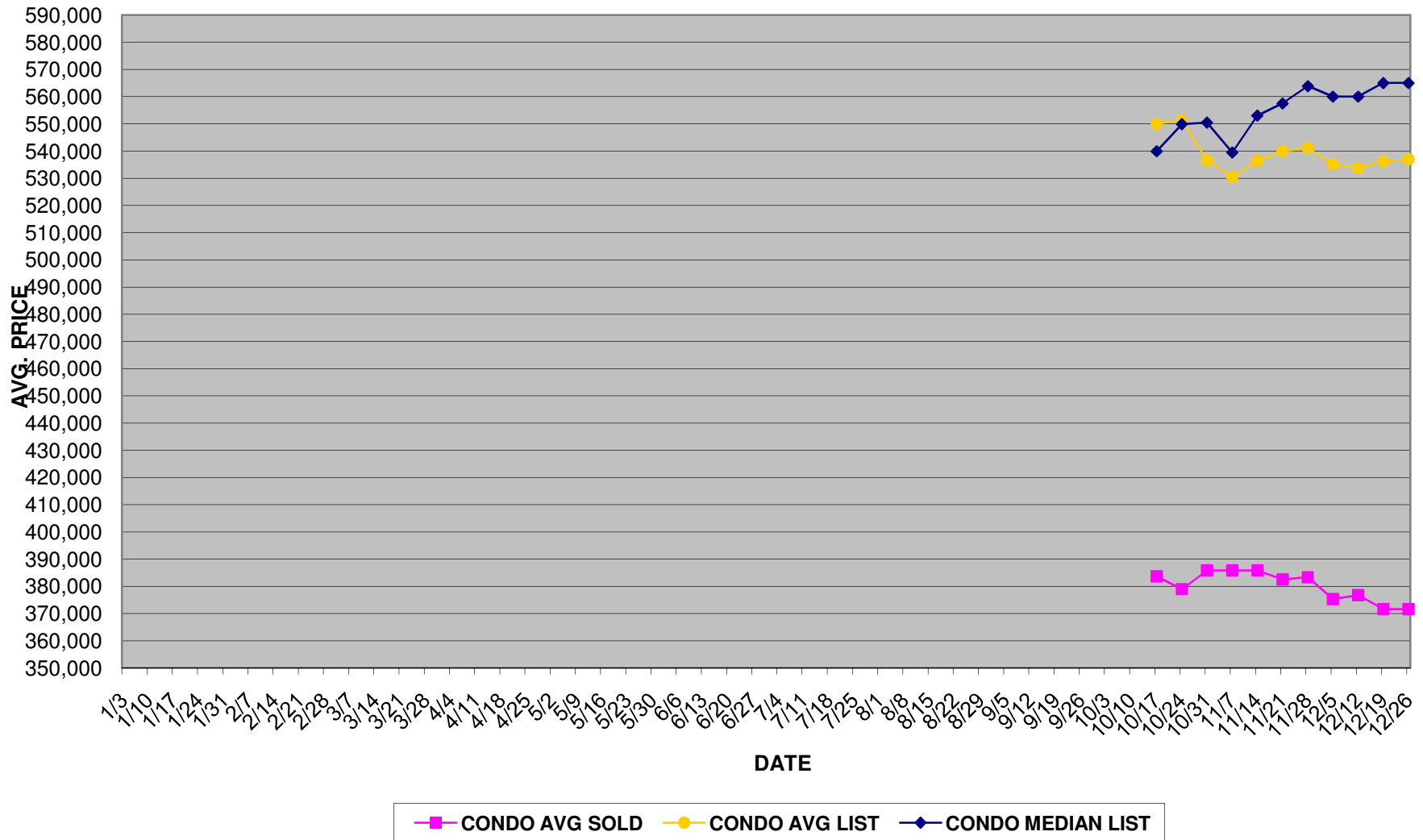
**Detached Single Family SOLD AVG. & LIST AVG. & MEDIAN PRICES Navarre 2007**  
[www.NARREIA.com](http://www.NARREIA.com)



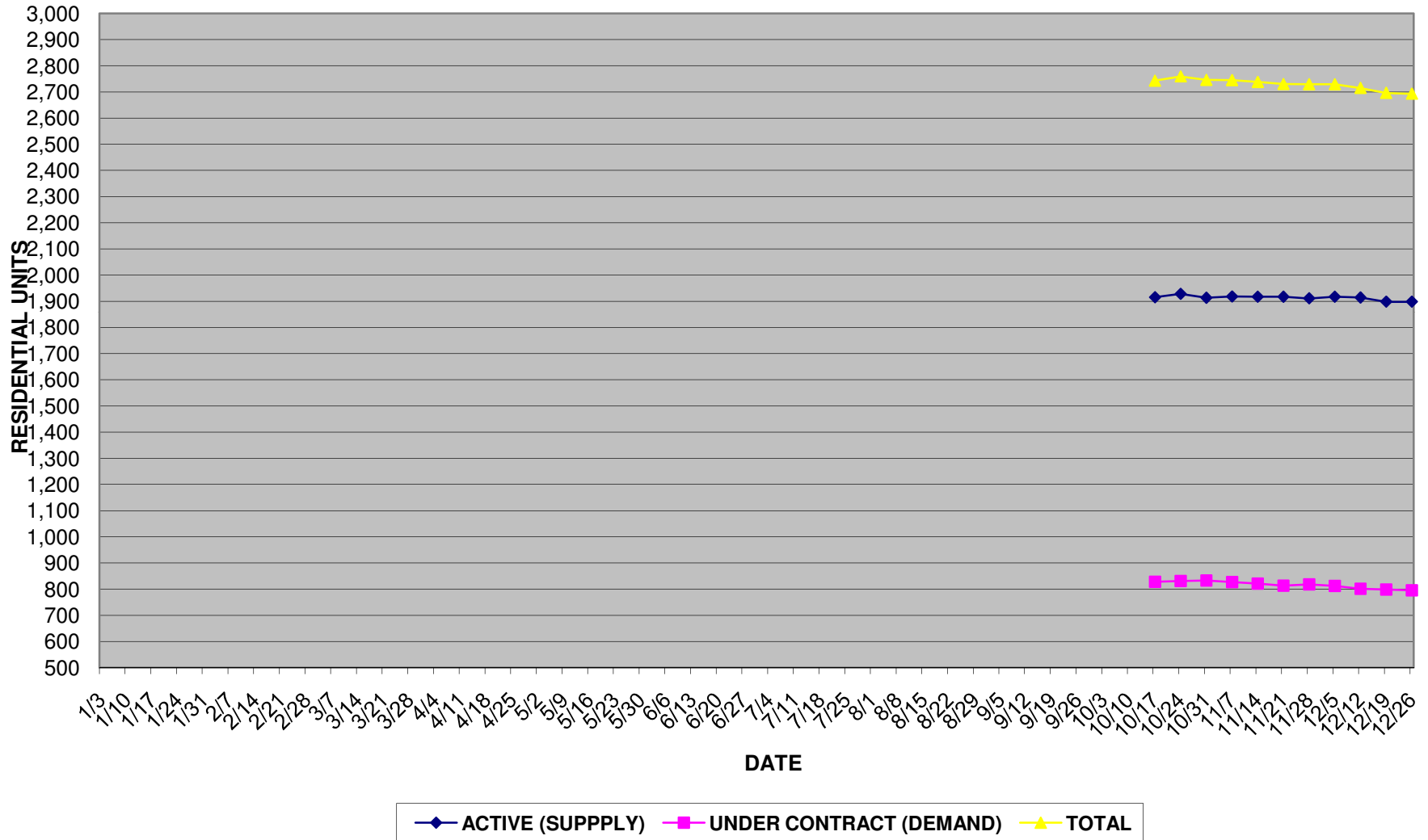
**Attached Single Family SOLD AVG. & LIST AVG. & MEDIAN PRICES Navarre 2007**  
[www.NARREIA.com](http://www.NARREIA.com)



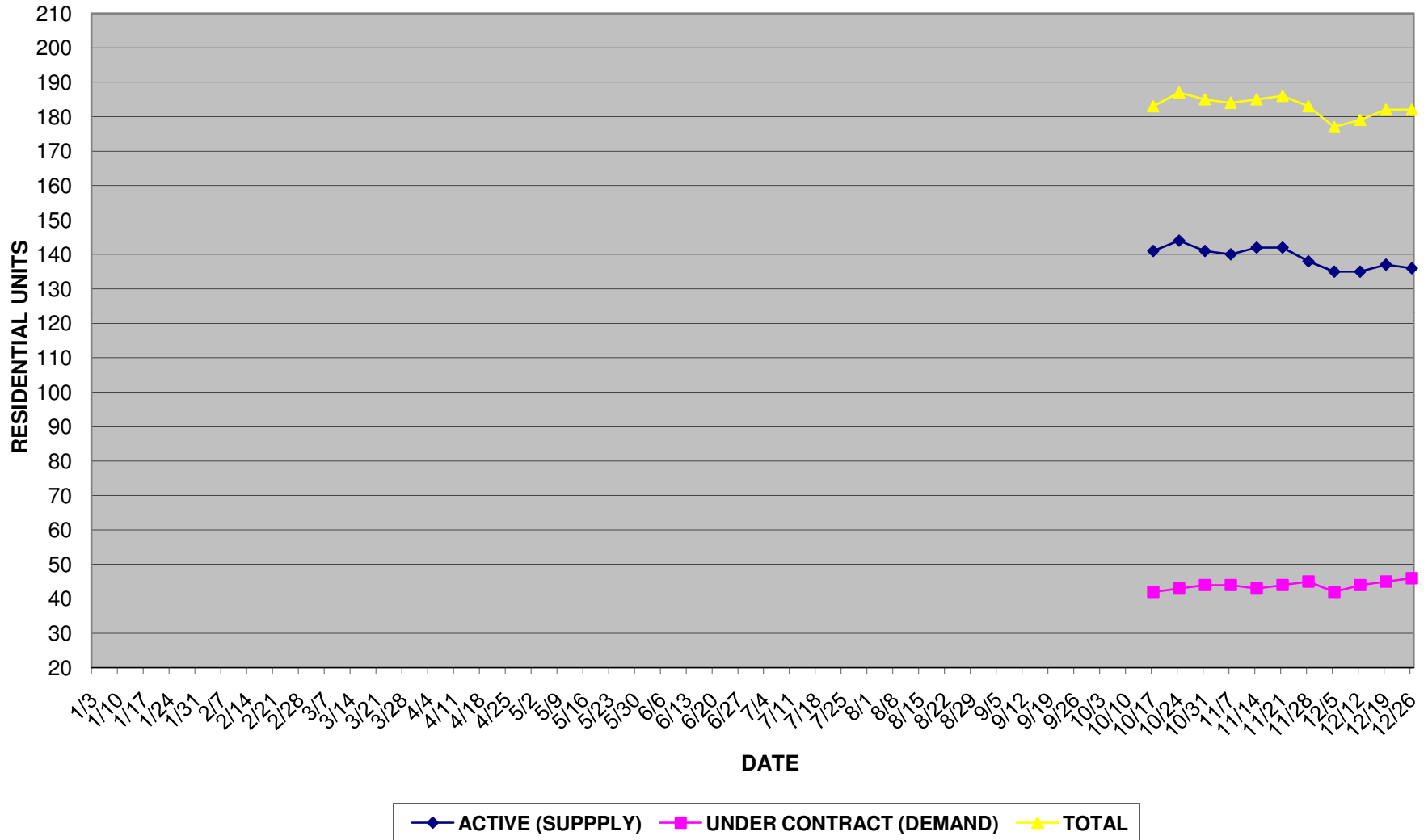
**Condo SOLD AVG. & LIST AVG. & MEDIAN PRICES Navarre 2007**  
[www.NARREIA.com](http://www.NARREIA.com)



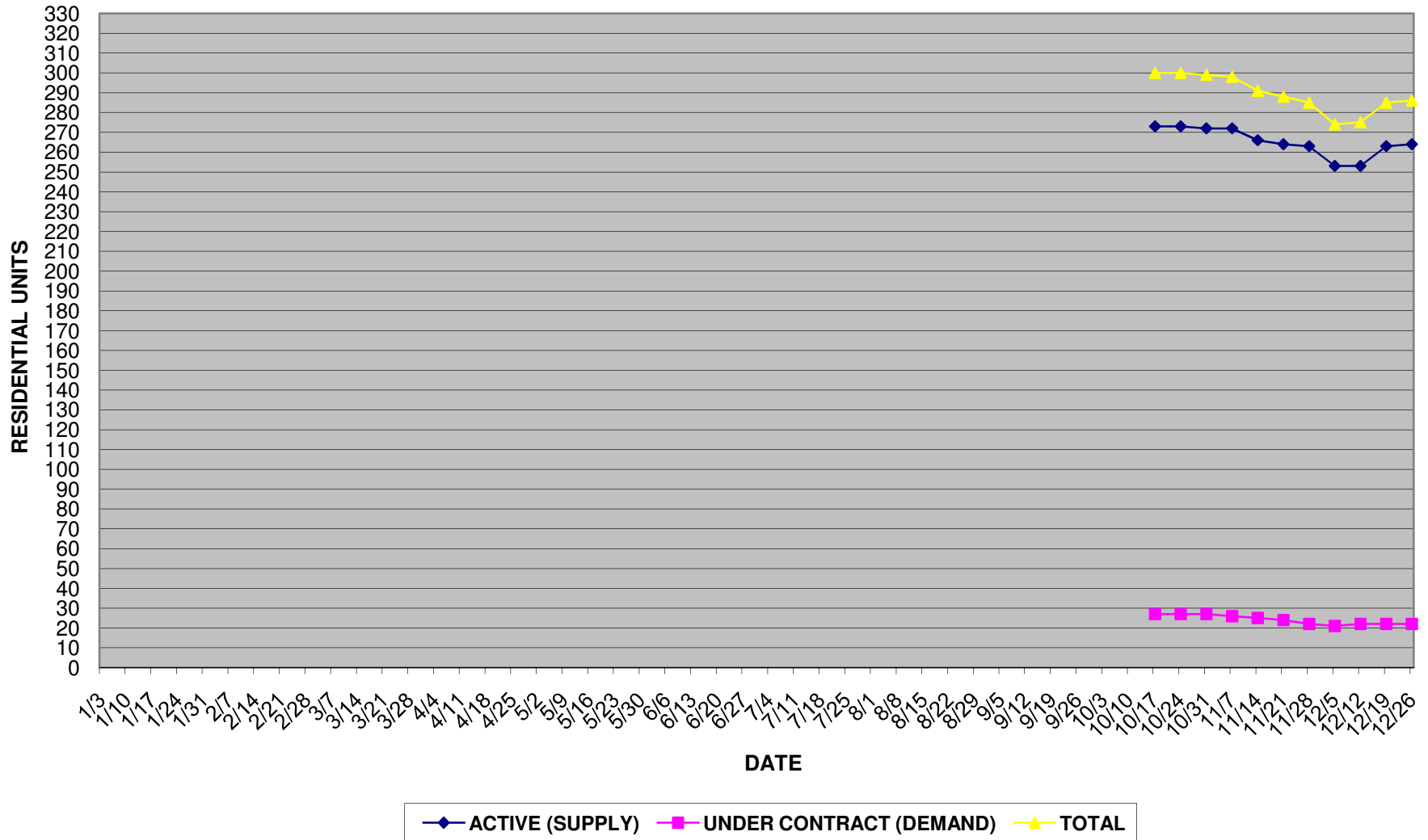
**Detached Single Family SUPPLY & DEMAND Navarre 2007**  
[www.NARREIA.com](http://www.NARREIA.com)



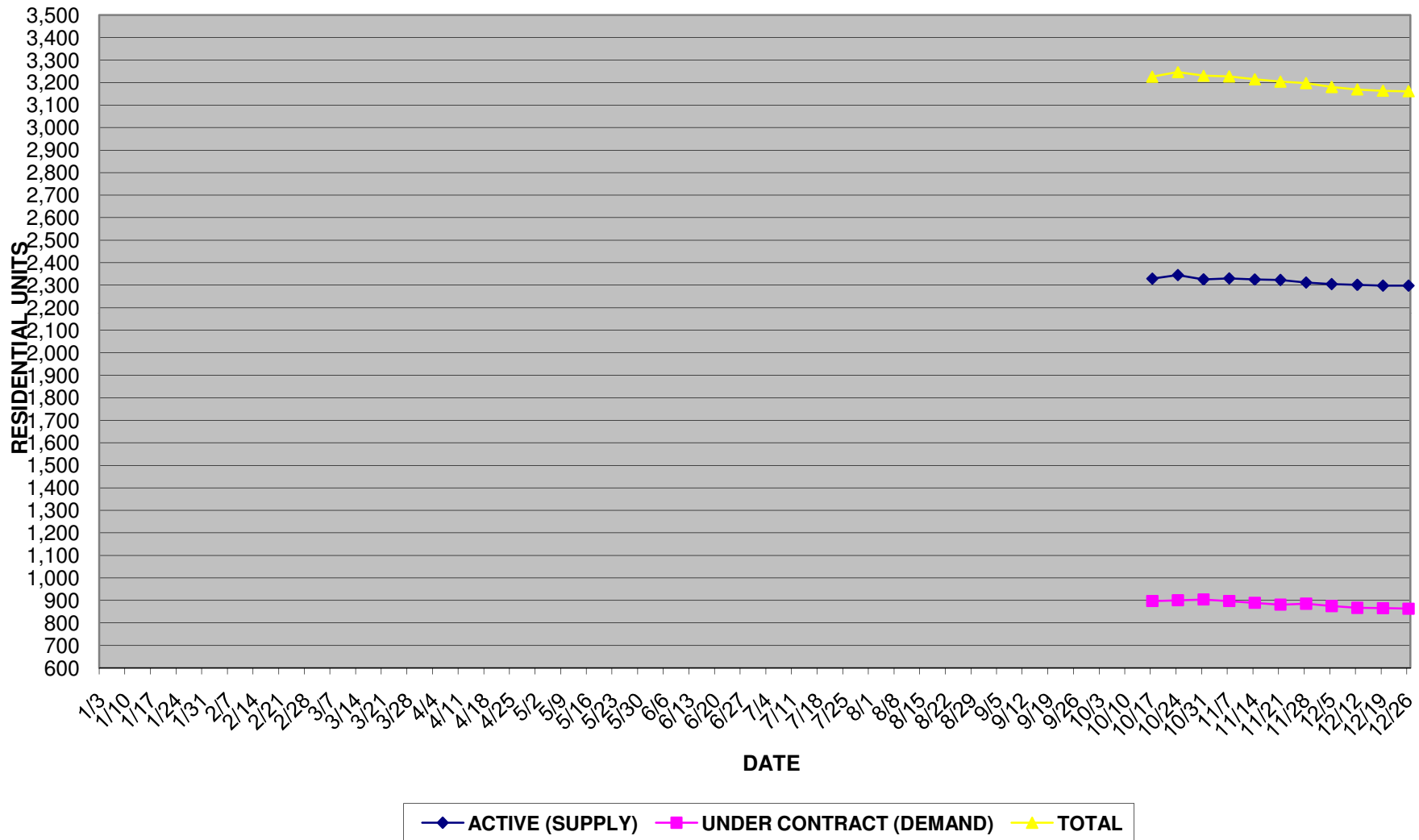
**Attached Single Family SUPPLY & DEMAND Navarre 2007**  
[www.NARREIA.com](http://www.NARREIA.com)



**Condo SUPPLY & DEMAND Navarre 2007**  
[www.NARREIA.com](http://www.NARREIA.com)



**Combined SUPPLY & DEMAND Navarre 2007**  
[www.NARREIA.com](http://www.NARREIA.com)



WEEK DATE	DETACHED SINGLE FAMILY								ATTACHED SINGLE FAMILY								CONDOMINIUM								TOTAL OVERALL				
	Active	Under Contract	TOTAL	Average List	Median List	Average Sold	Days on Market	Days of Supply	Active	Under Contract	TOTAL	Average List	Median List	Average Sold	Days on Market	Days of Supply	Active	Under Contract	TOTAL	Average List	Median List	Average Sold	Days on Market	Days of Supply	Active	Under Contract	TOTAL	AVG DOM	Days of Supply
12/26/07	1,898	795	2,693	293,984	229,900	235,757	115	72	136	46	182	329,944	220,450	273,148	145	89	264	22	286	537,003	565,000	371,640	159	360	2,298	863	3,161	140	80
12/19/07	1,898	798	2,696	293,733	229,900	235,939	113	71	137	45	182	329,900	215,000	268,685	143	91	263	22	285	536,200	565,000	371,640	158	359	2,298	865	3,163	138	80
12/12/07	1,914	801	2,715	295,517	229,900	235,538	113	72	135	44	179	330,782	215,000	271,570	141	92	253	22	275	533,726	560,000	376,765	164	345	2,302	867	3,169	139	80
12/05/07	1,917	812	2,729	295,817	229,900	236,679	112	71	135	42	177	332,701	229,900	271,570	135	96	253	21	274	535,106	560,000	375,367	166	361	2,305	875	3,180	138	79
11/28/07	1,911	818	2,729	298,221	232,000	237,259	112	70	138	45	183	328,210	210,500	274,397	137	92	263	22	285	541,168	563,855	383,355	169	359	2,312	885	3,197	139	78
11/21/07	1,917	813	2,730	299,052	233,000	238,587	111	71	142	44	186	326,163	213,000	271,886	138	97	264	24	288	539,912	557,500	382,537	166	330	2,323	881	3,204	138	79
11/14/07	1,917	821	2,738	299,101	234,900	238,944	110	70	142	43	185	321,610	205,500	264,910	134	99	266	25	291	536,415	553,000	385,864	163	319	2,325	889	3,214	136	78
11/07/07	1,918	827	2,745	300,196	235,303	238,854	111	70	140	44	184	323,409	225,500	270,276	133	95	272	26	298	530,432	539,450	385,864	166	314	2,330	897	3,227	137	78
10/31/07	1,913	833	2,746	301,003	236,900	238,875	110	69	141	44	185	335,146	220,000	272,562	131	96	272	27	299	536,539	550,450	385,864	161	302	2,326	904	3,230	134	77
10/24/07	1,928	831	2,759	301,512	236,900	238,209	108	70	144	43	187	339,072	224,950	278,308	132	100	273	27	300	551,344	549,900	378,986	161	303	2,345	901	3,246	134	78
10/17/07	1,915	828	2,743	301,086	237,000	239,082	107	69	141	42	183	343,436	234,900	278,308	128	101	273	27	300	550,018	539,900	383,649	159	303	2,329	897	3,226	131	78