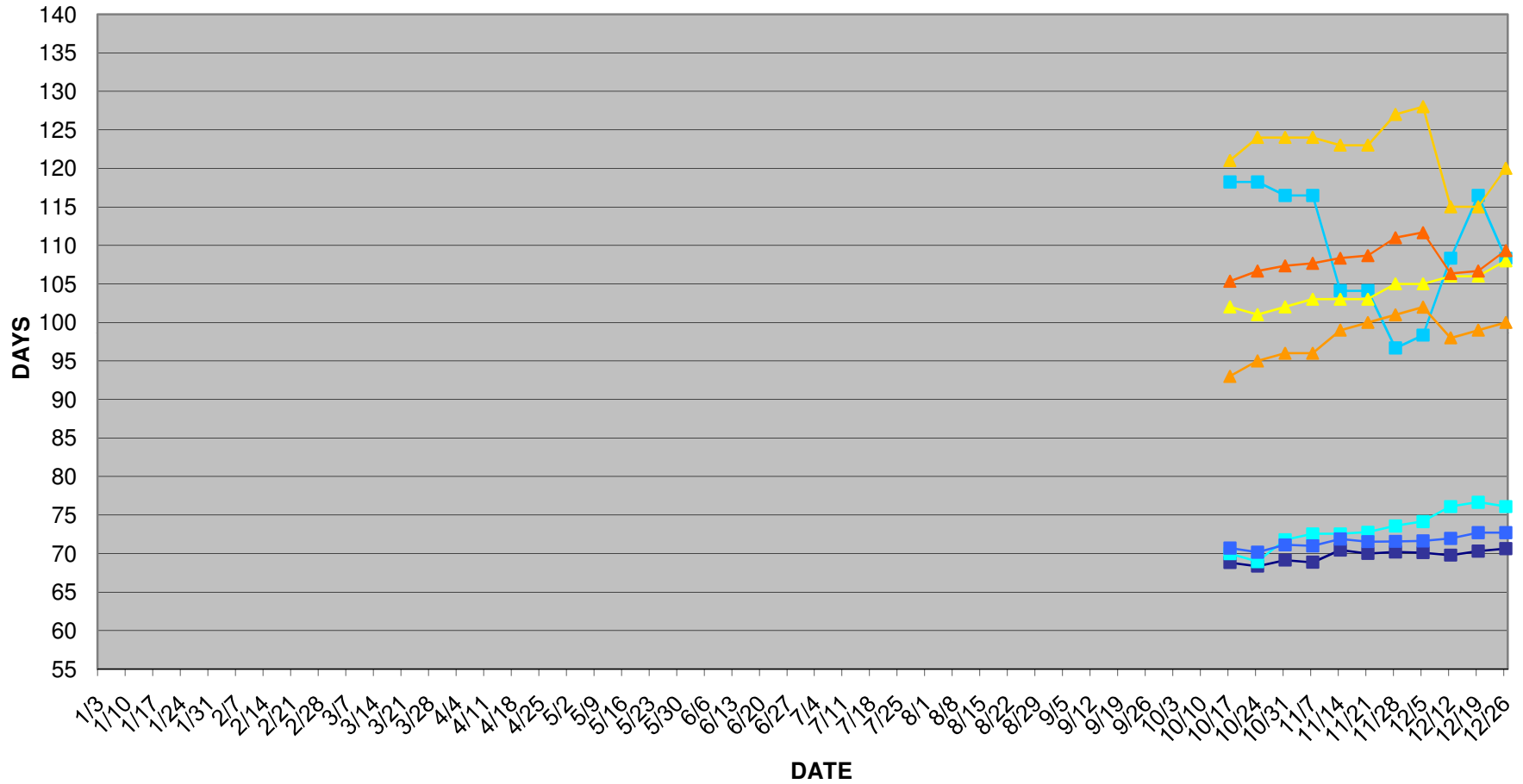
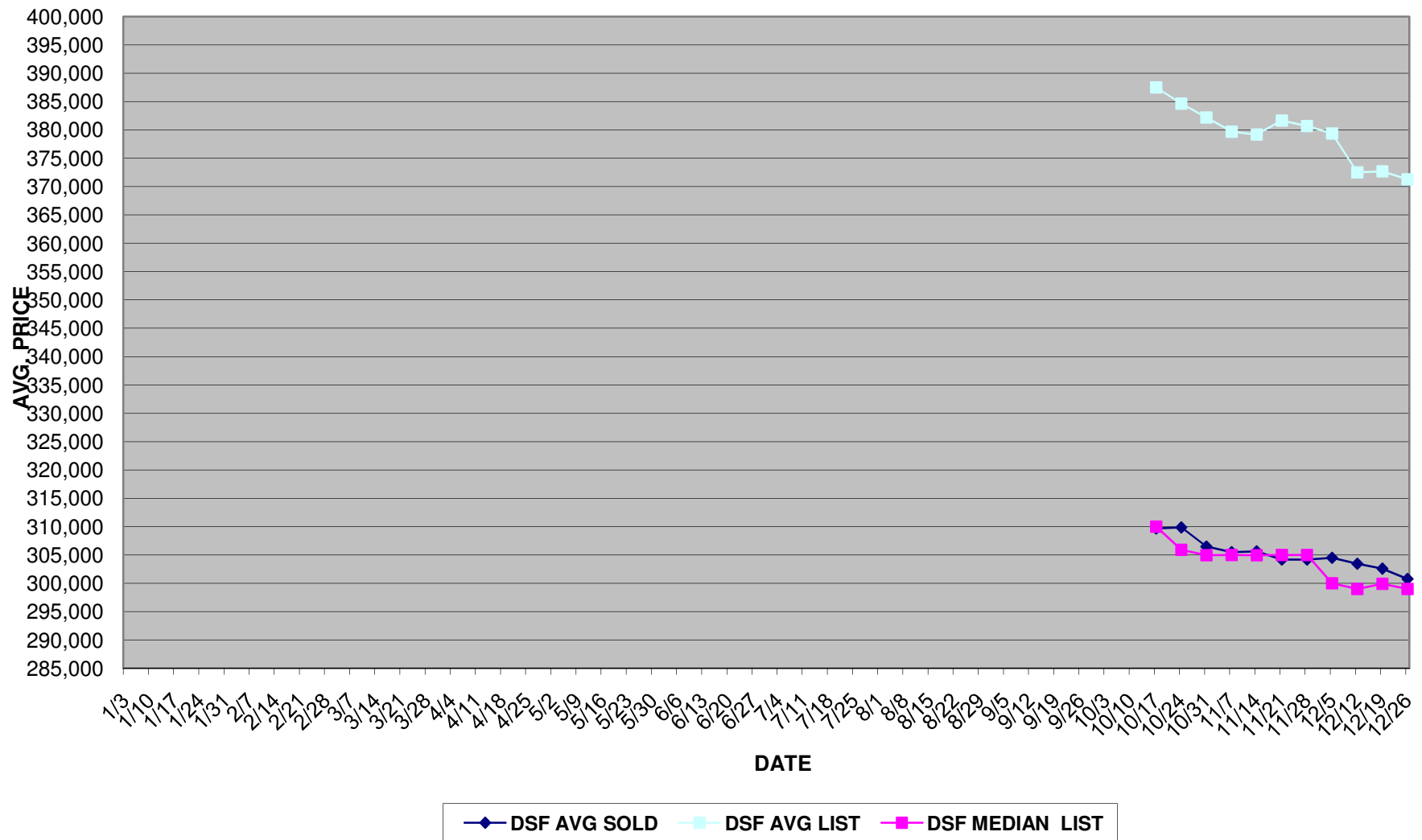


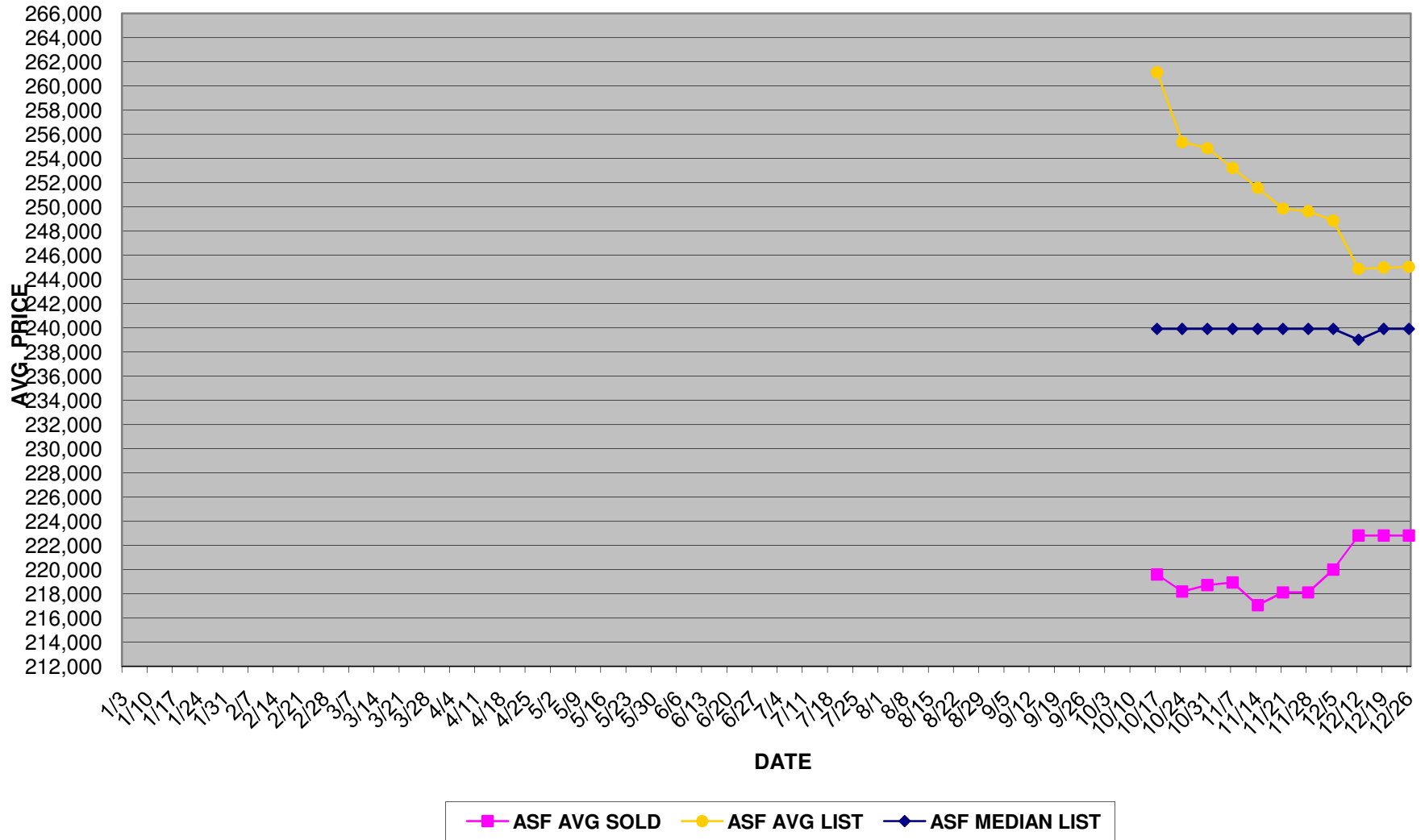
DAYS OF SUPPLY / SOLD AVG DAYS ON MARKET Niceville 2007
www.NARREIA.com



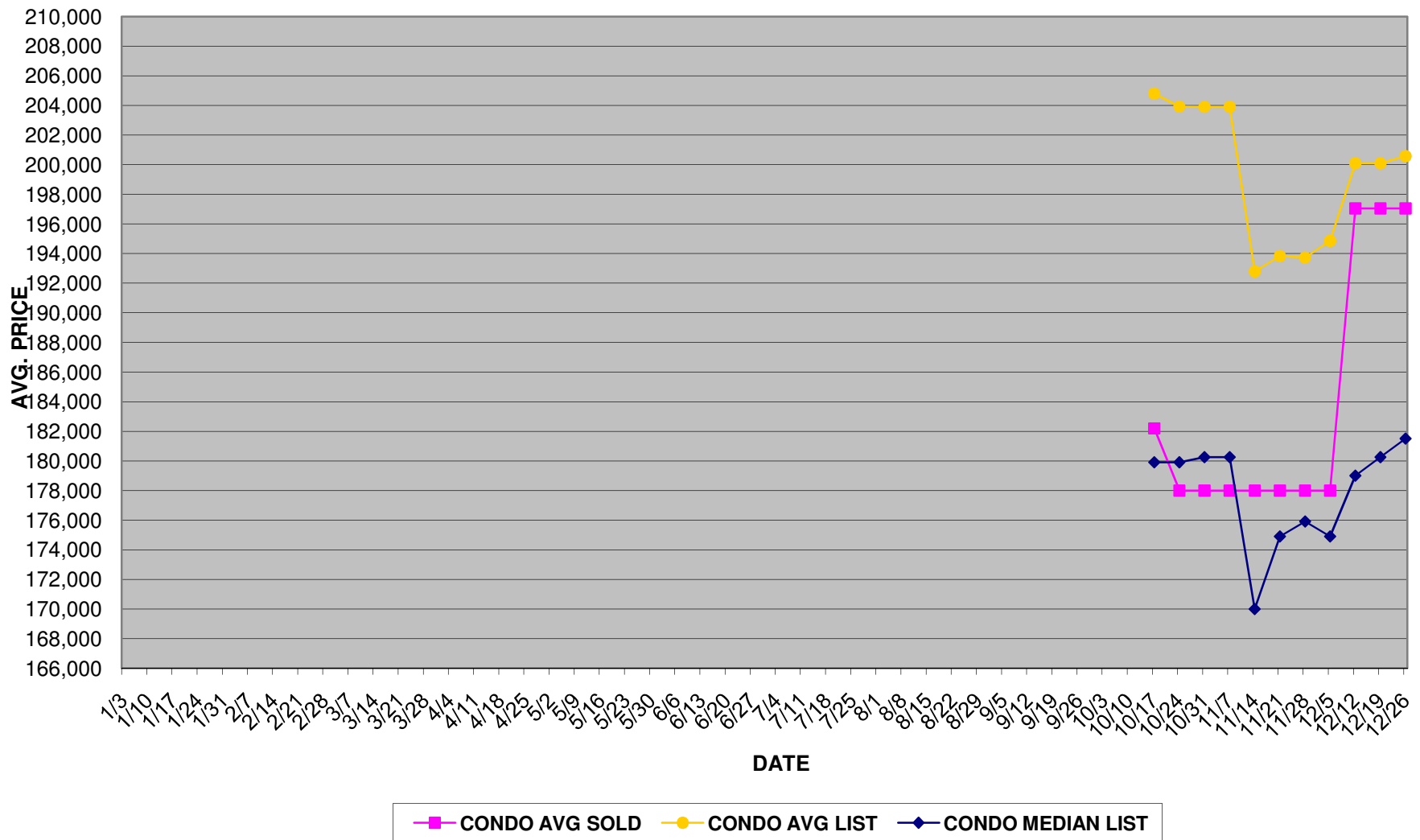
Detached Single Family SOLD AVG. & LIST AVG. & MEDIAN PRICES Niceville 2007
www.NARREIA.com



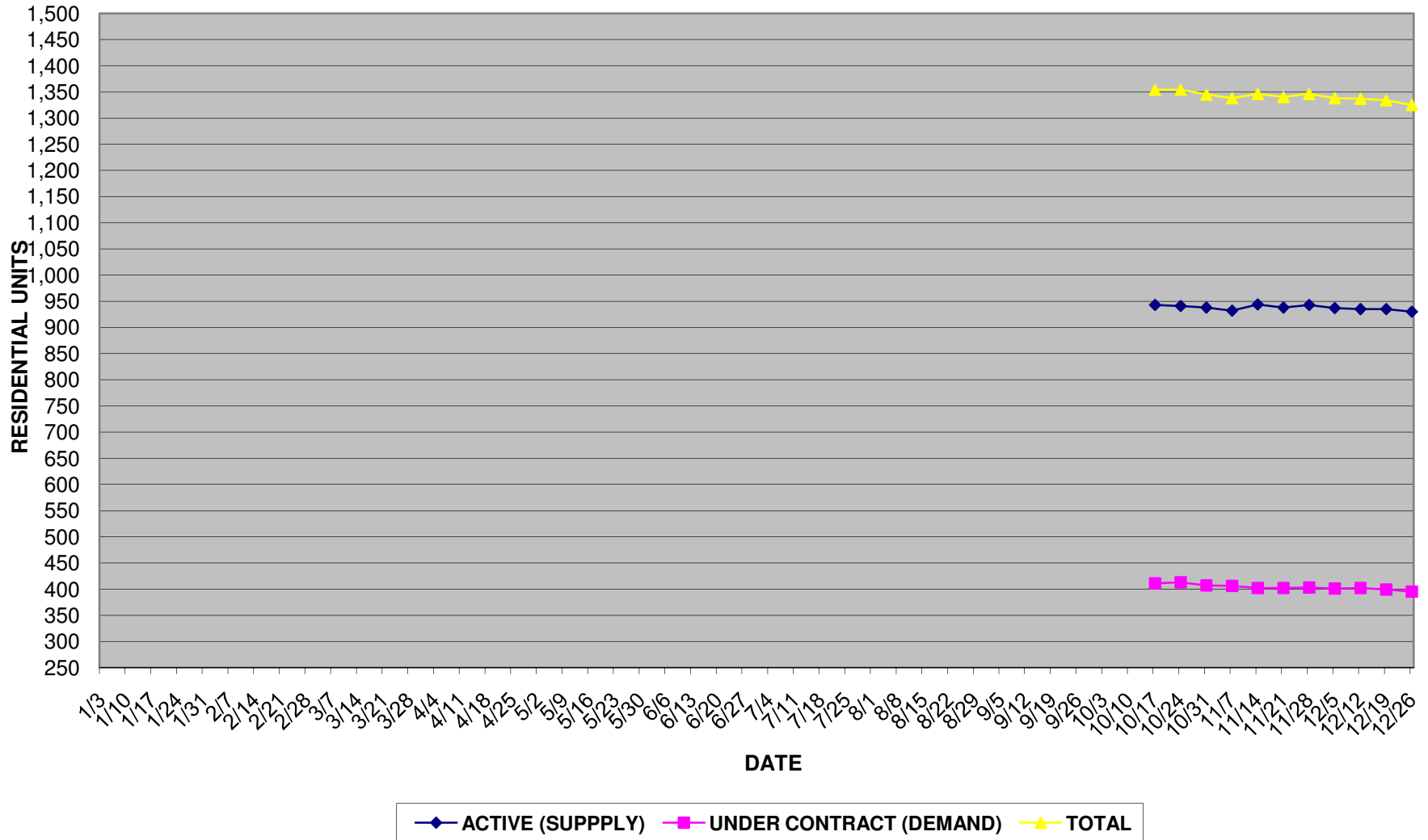
Attached Single Family SOLD AVG. & LIST AVG. & MEDIAN PRICES Niceville 2007
www.NARREIA.com



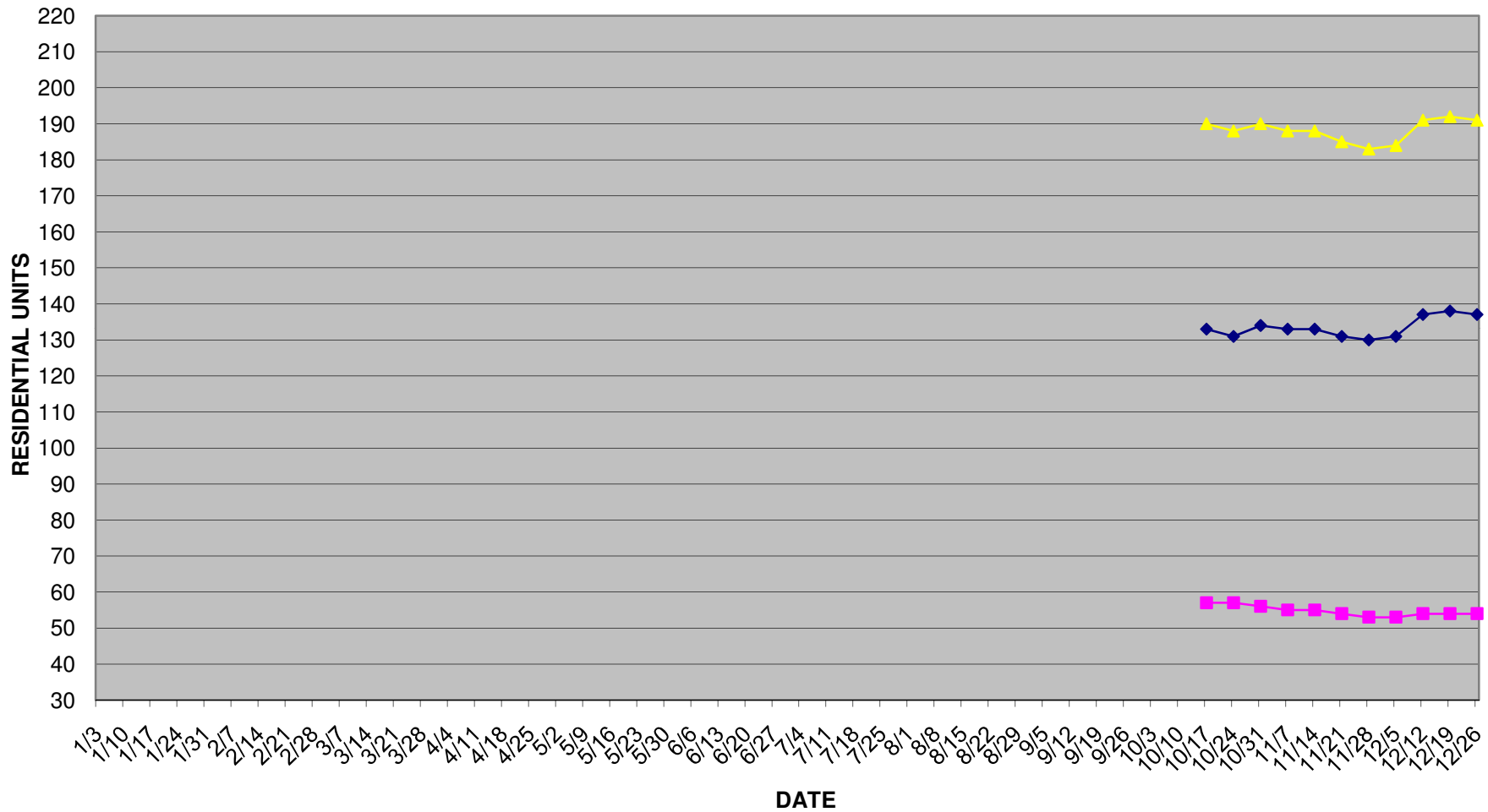
Condo SOLD AVG. & LIST AVG. & MEDIAN PRICES Niceville 2007
www.NARREIA.com



Detached Single Family SUPPLY & DEMAND Niceville 2007
www.NARREIA.com

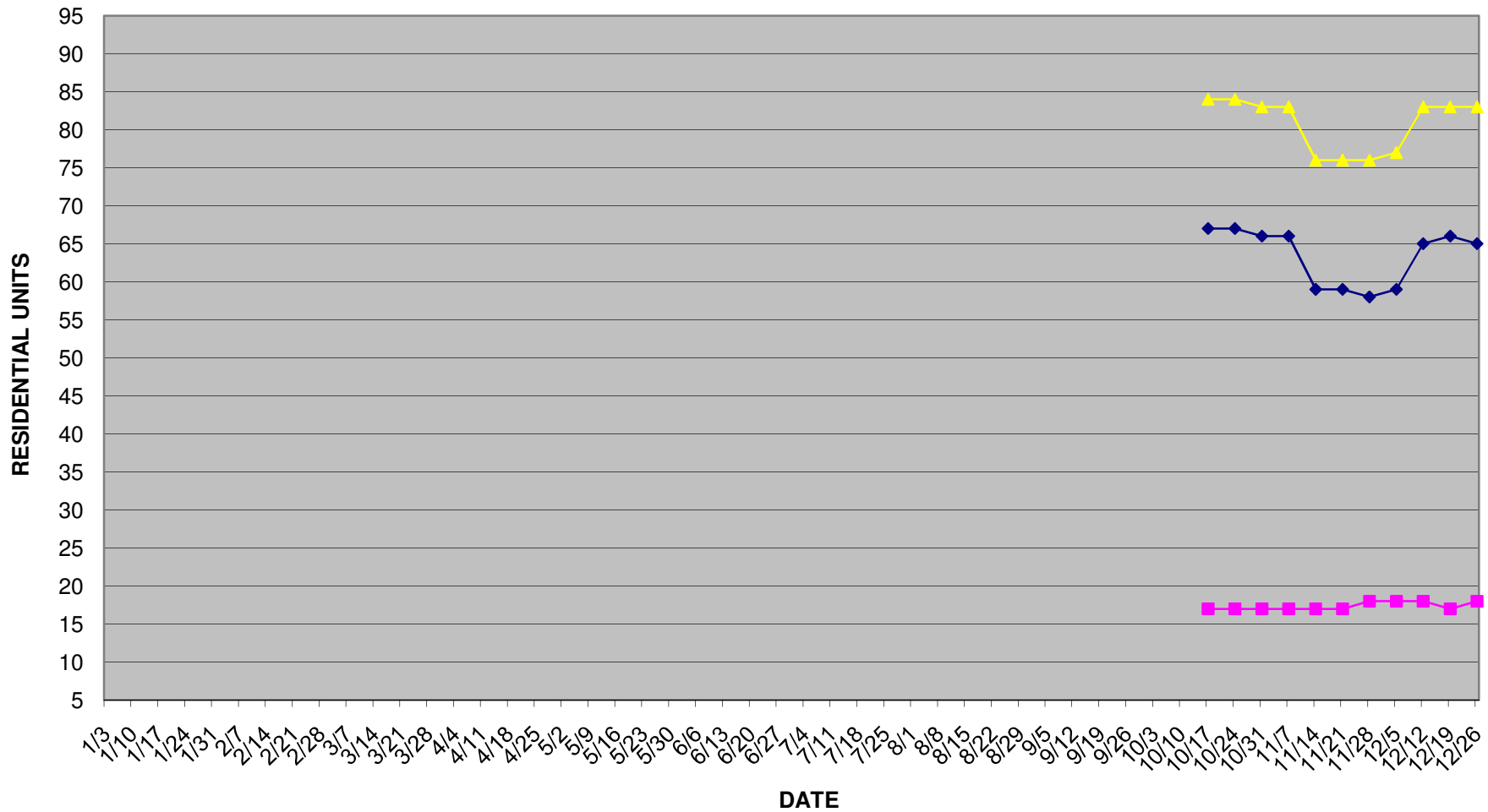


Attached Single Family SUPPLY & DEMAND Niceville 2007
www.NARREIA.com



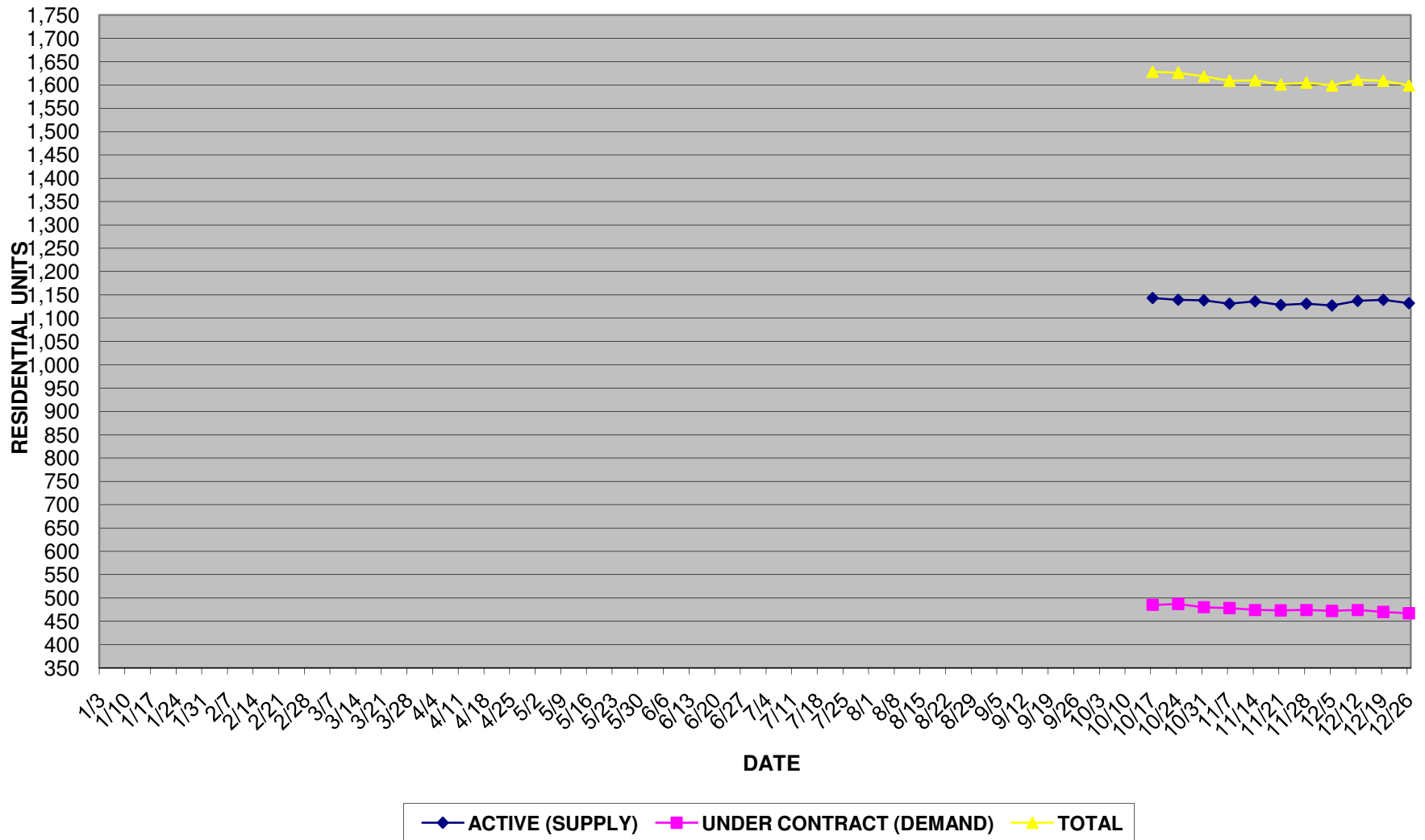
◆ ACTIVE (SUPPLY)
 ■ UNDER CONTRACT (DEMAND)
 ▲ TOTAL

Condo SUPPLY & DEMAND Niceville 2007
www.NARREIA.com



◆ ACTIVE (SUPPLY) ■ UNDER CONTRACT (DEMAND) ▲ TOTAL

Combined SUPPLY & DEMAND Panama city Beach 2007
www.NARREIA.com



WEEK DATE	DETACHED SINGLE FAMILY								ATTACHED SINGLE FAMILY								CONDOMINIUM								TOTAL OVERALL				
	Active	Under Contract	TOTAL	Average List	Median List	Average Sold	Days on Market	Days of Supply	Active	Under Contract	TOTAL	Average List	Median List	Average Sold	Days on Market	Days of Supply	Active	Under Contract	TOTAL	Average List	Median List	Average Sold	Days on Market	Days of Supply	Active	Under Contract	TOTAL	AVG DOM	Days of Supply
12/26/07	930	395	1,325	371,260	299,000	300,775	108	71	137	54	191	245,031	239,900	222,816	100	76	65	18	83	200,573	181,500	197,049	120	108	1,132	467	1,599	109	73
12/19/07	935	399	1,334	372,682	299,900	302,601	106	70	138	54	192	244,980	239,900	222,816	99	77	66	17	83	200,094	180,250	197,049	115	116	1,139	470	1,609	107	73
12/12/07	935	402	1,337	372,504	299,000	303,464	106	70	137	54	191	244,863	239,000	222,816	98	76	65	18	83	200,097	179,000	197,049	115	108	1,137	474	1,611	106	72
12/05/07	937	401	1,338	379,355	300,000	304,491	105	70	131	53	184	248,863	239,900	220,003	102	74	59	18	77	194,855	174,900	177,996	128	98	1,127	472	1,599	112	72
11/28/07	943	403	1,346	380,662	305,000	304,161	105	70	130	53	183	249,632	239,900	218,119	101	74	58	18	76	193,731	175,900	177,996	127	97	1,131	474	1,605	111	72
11/21/07	938	402	1,340	381,615	305,000	304,196	103	70	131	54	185	249,853	239,900	218,119	100	73	59	17	76	193,838	174,900	177,996	123	104	1,128	473	1,601	109	72
11/14/07	944	402	1,346	379,162	304,950	305,622	103	70	133	55	188	251,571	239,900	217,061	99	73	59	17	76	192,789	170,000	177,996	123	104	1,136	474	1,610	108	72
11/07/07	932	406	1,338	379,666	305,000	305,490	103	69	133	55	188	253,211	239,900	218,940	96	73	66	17	83	203,909	180,250	177,996	124	116	1,131	478	1,609	108	71
10/31/07	938	407	1,345	382,188	304,950	306,470	102	69	134	56	190	254,850	239,900	218,721	96	72	66	17	83	203,909	180,250	177,996	124	116	1,138	480	1,618	107	71
10/24/07	941	413	1,354	384,622	305,900	309,847	101	68	131	57	188	255,343	239,900	218,192	95	69	67	17	84	203,924	179,900	177,996	124	118	1,139	487	1,626	107	70
10/17/07	943	411	1,354	387,498	310,000	309,655	102	69	133	57	190	261,142	239,900	219,593	93	70	67	17	84	204,805	179,900	182,196	121	118	1,143	485	1,628	105	71