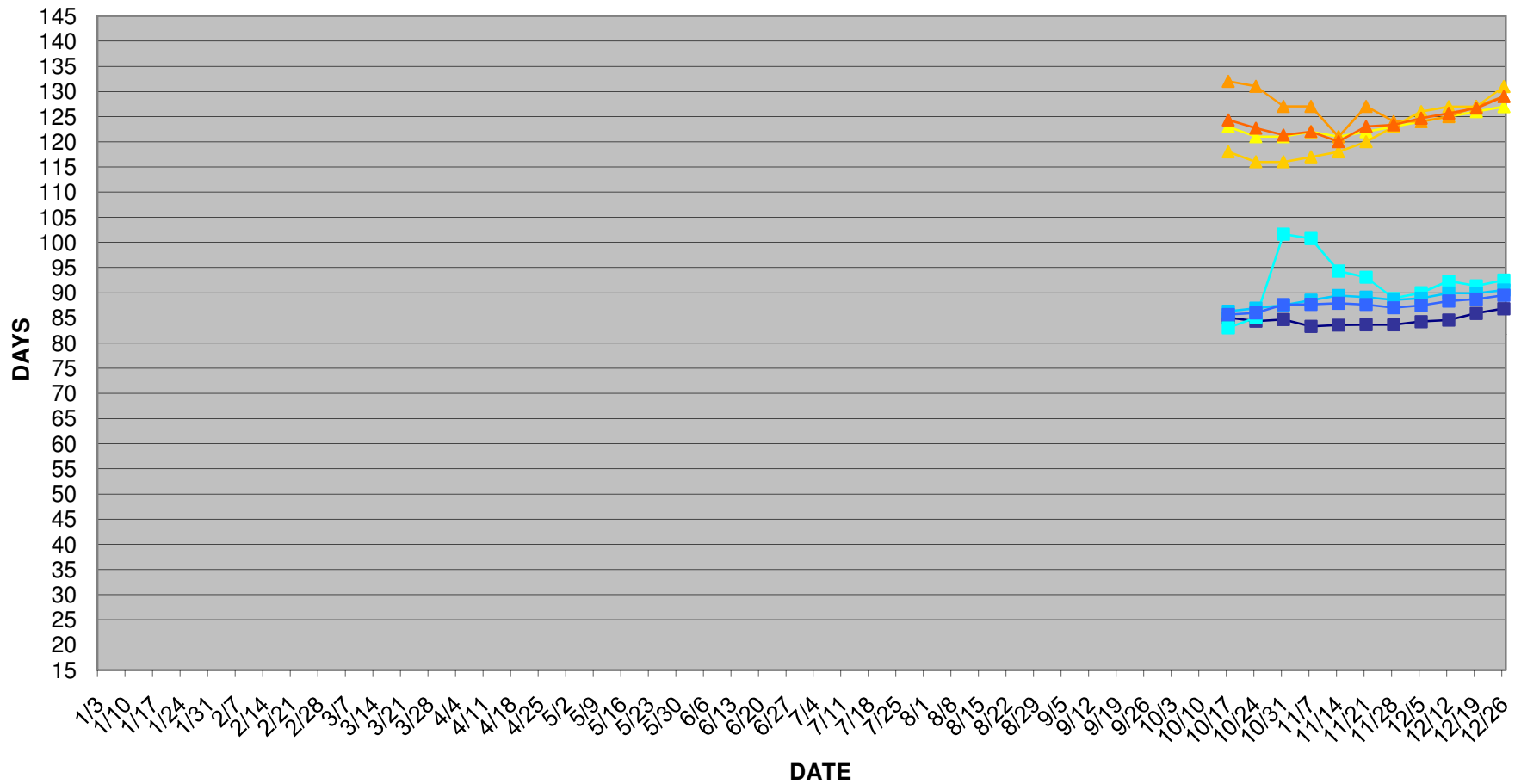
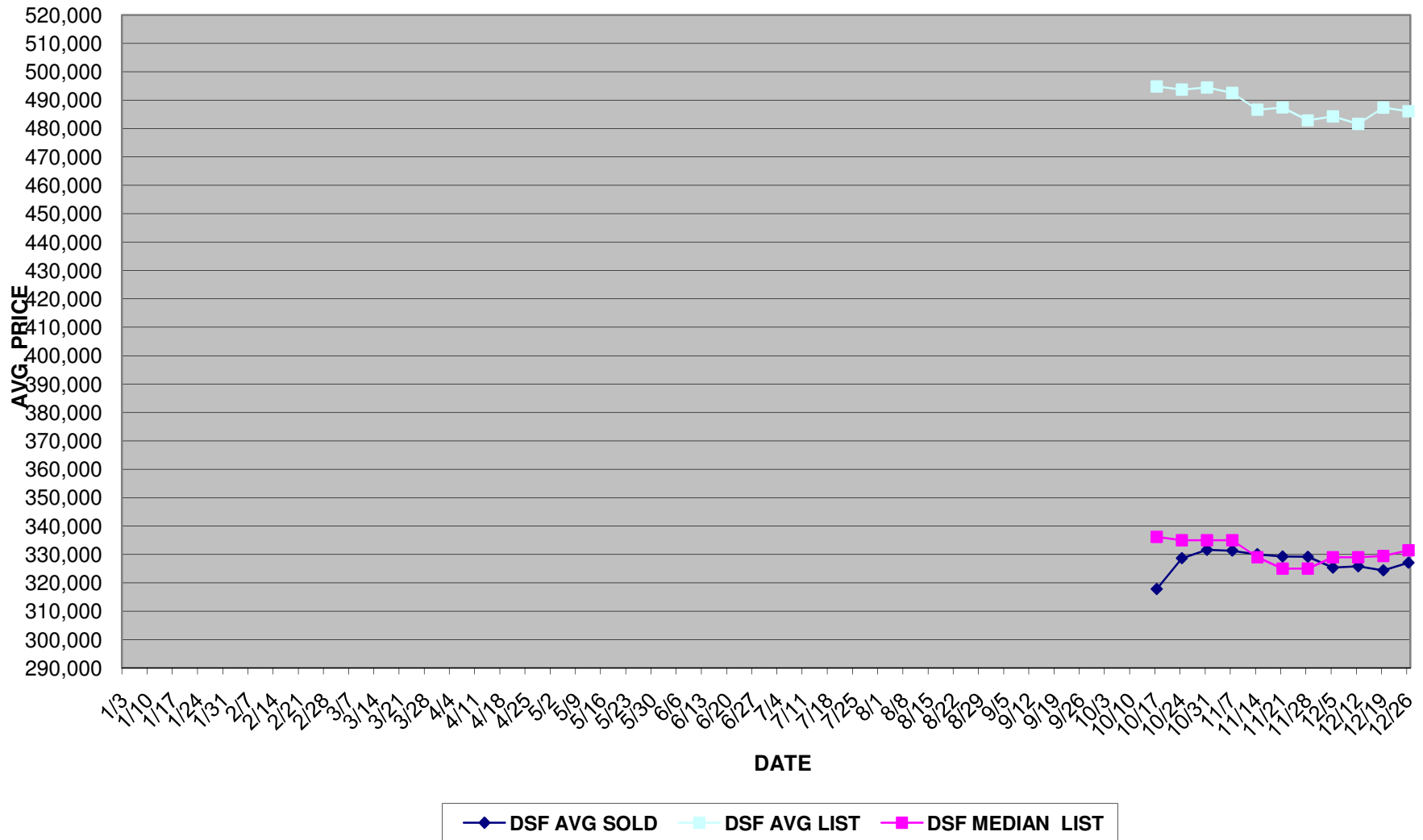


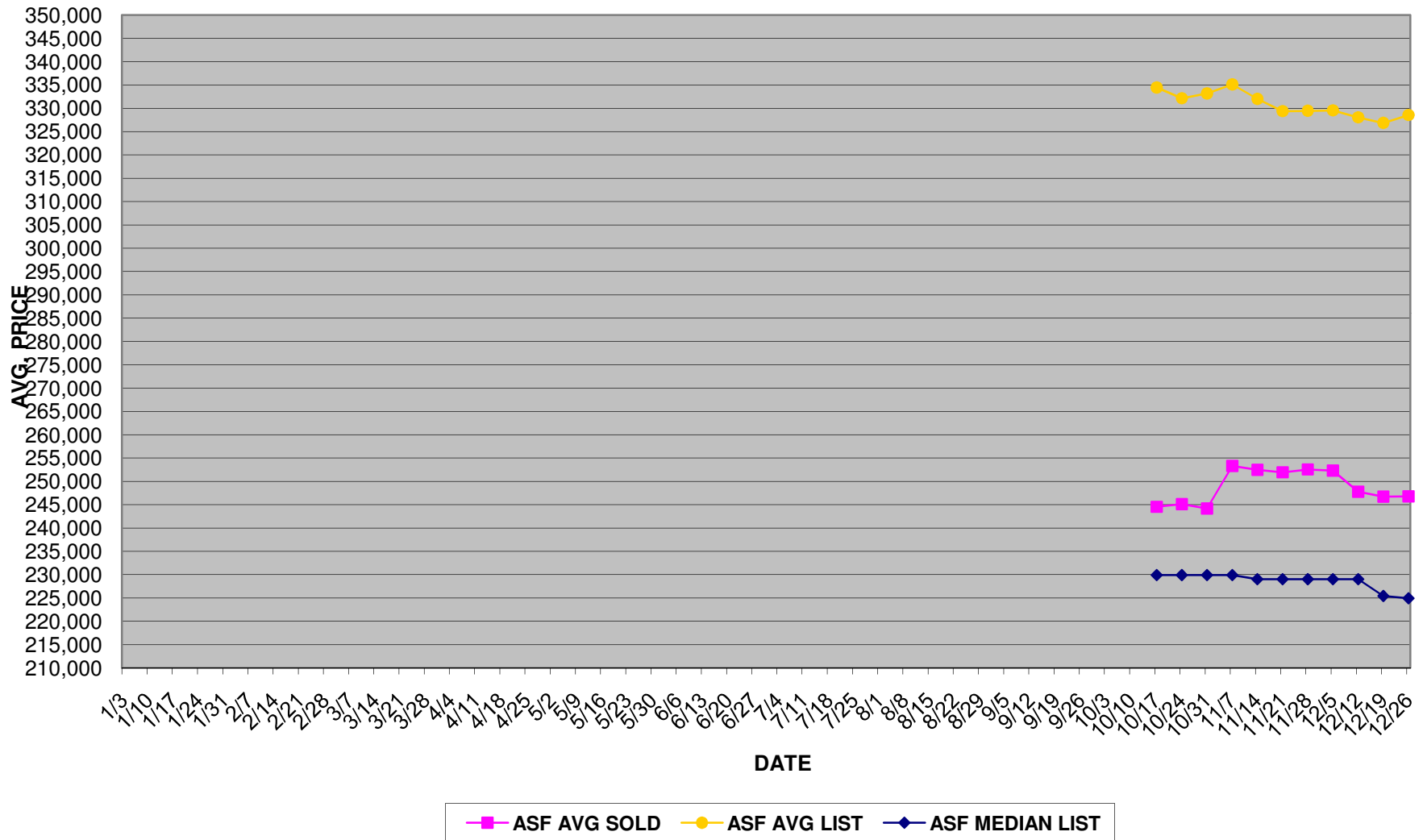
DAYS OF SUPPLY / SOLD AVG DAYS ON MARKET Panama City Beach 2007
www.NARREIA.com



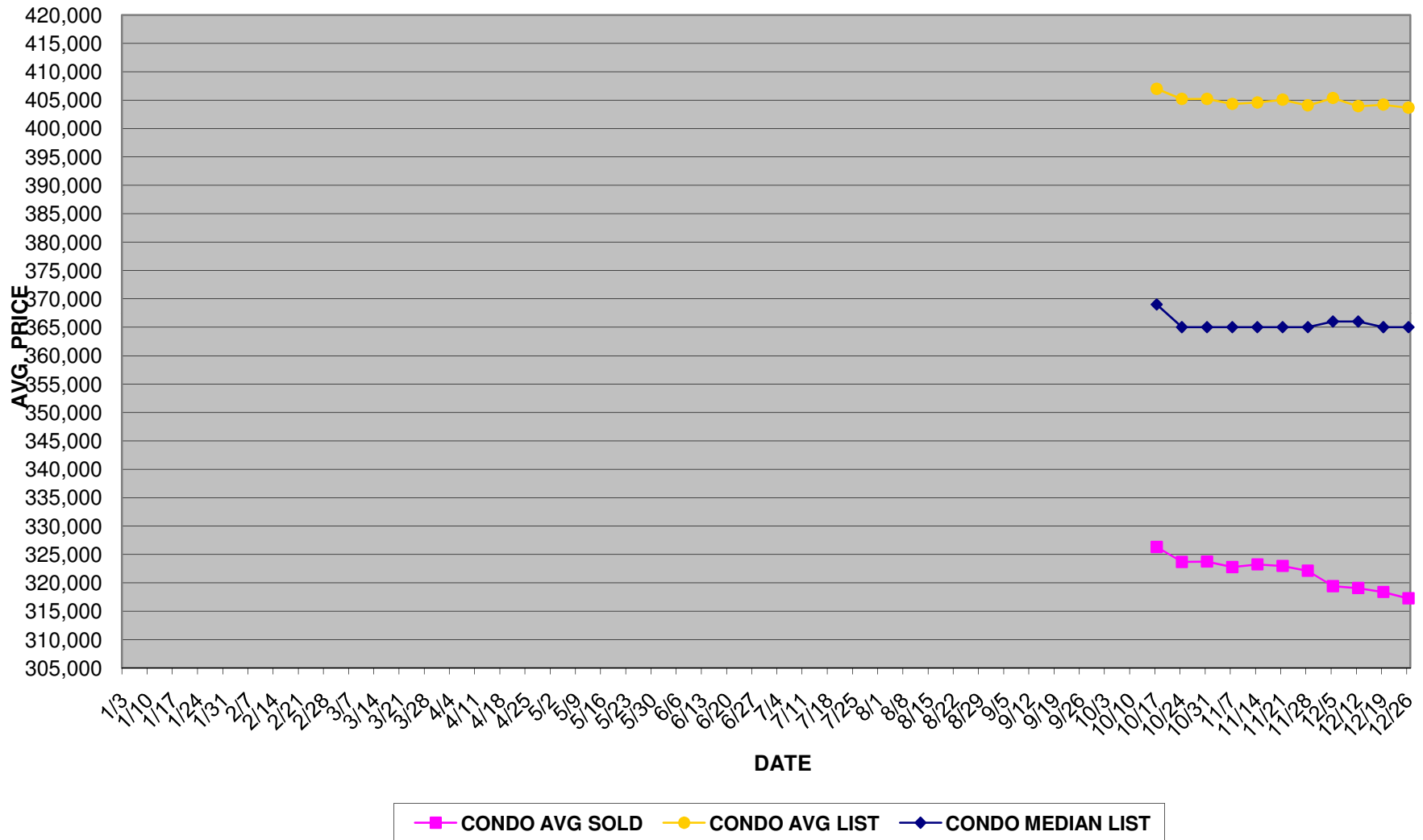
Detached Single Family SOLD AVG. & LIST AVG. & MEDIAN PRICES Panama City Beach 2007
www.NARREIA.com



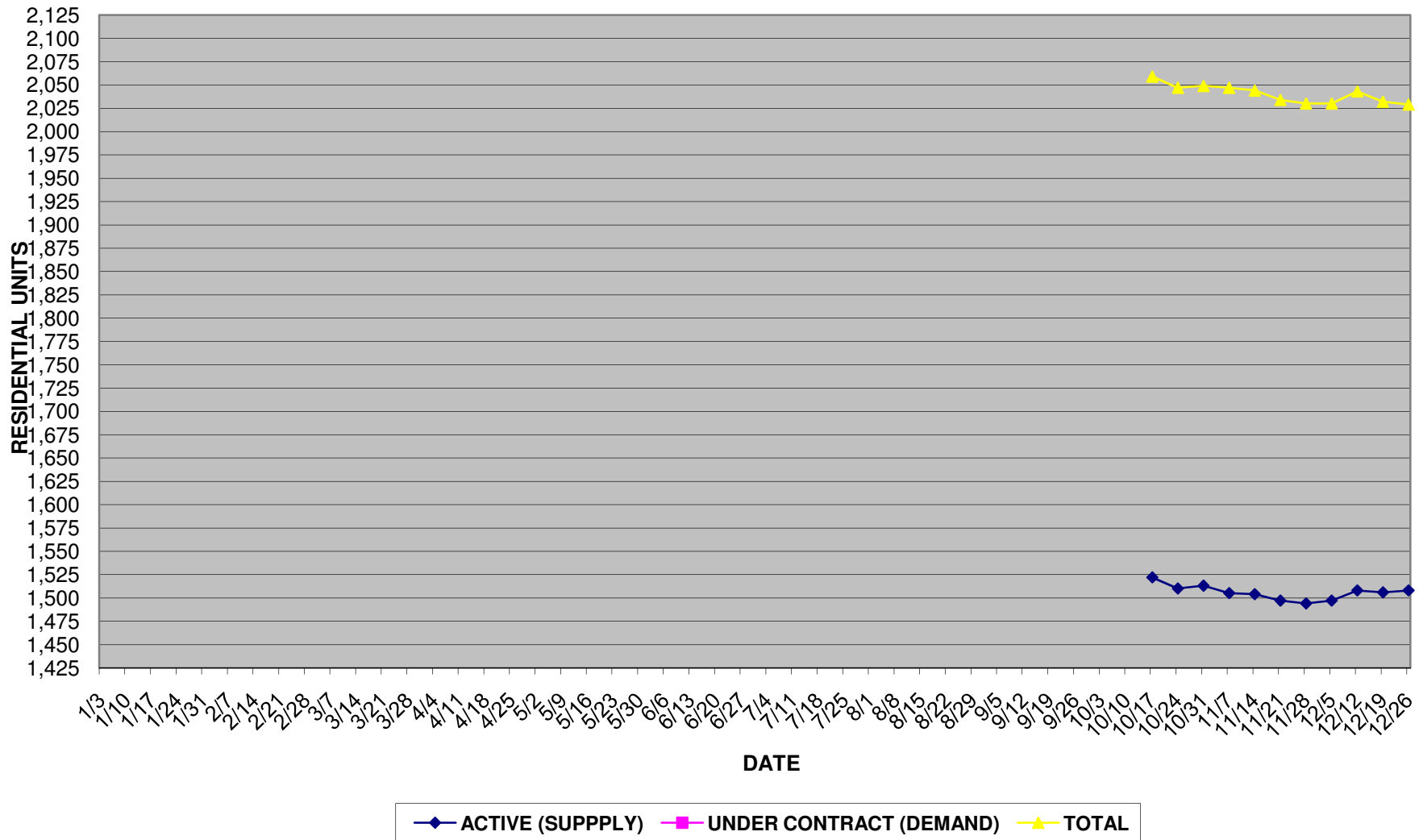
Attached Single Family SOLD AVG. & LIST AVG. & MEDIAN PRICES Panama City Beach 2007
www.NARREIA.com



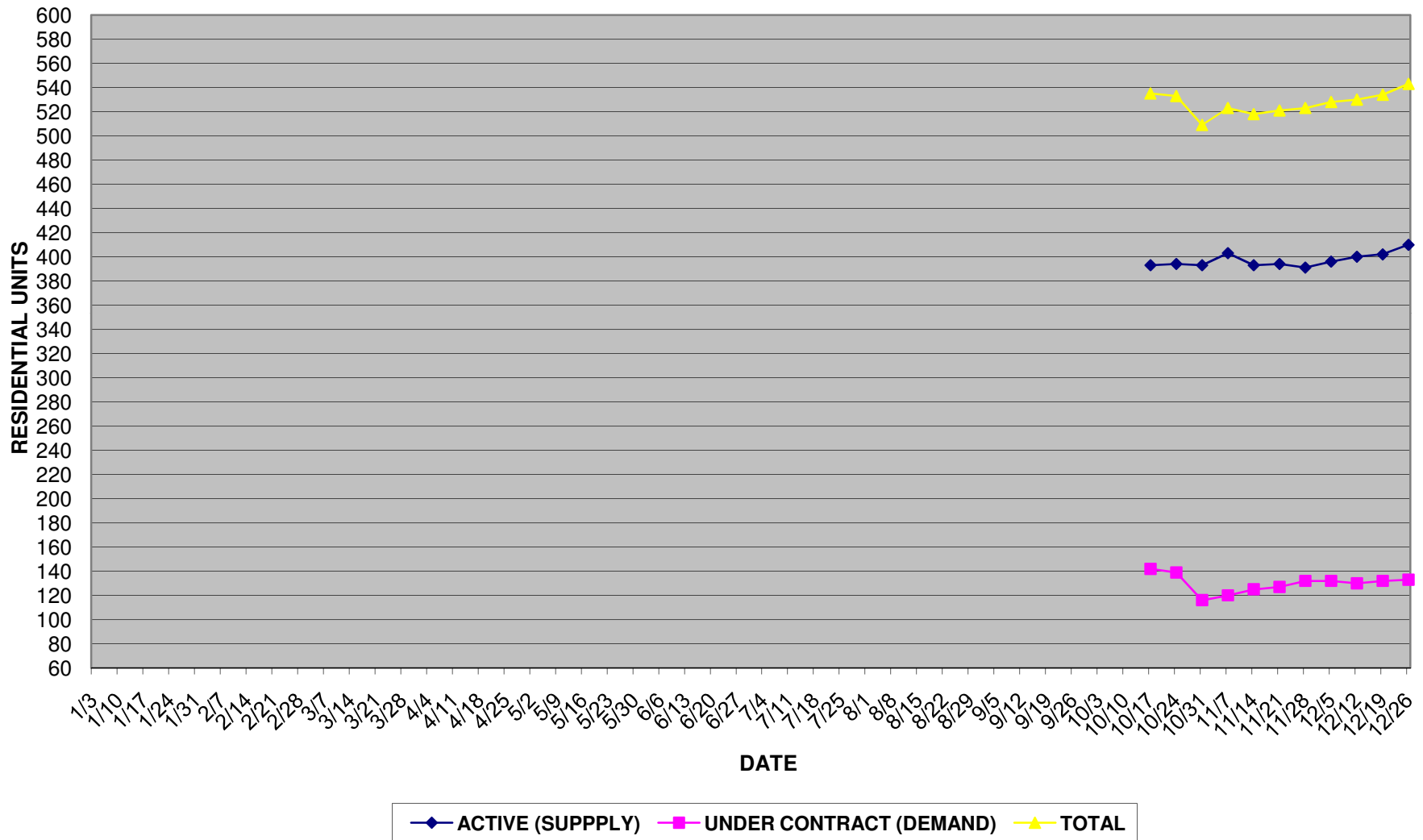
Condo SOLD AVG. & LIST AVG. & MEDIAN PRICES Panama City Beach 2007
www.NARREIA.com



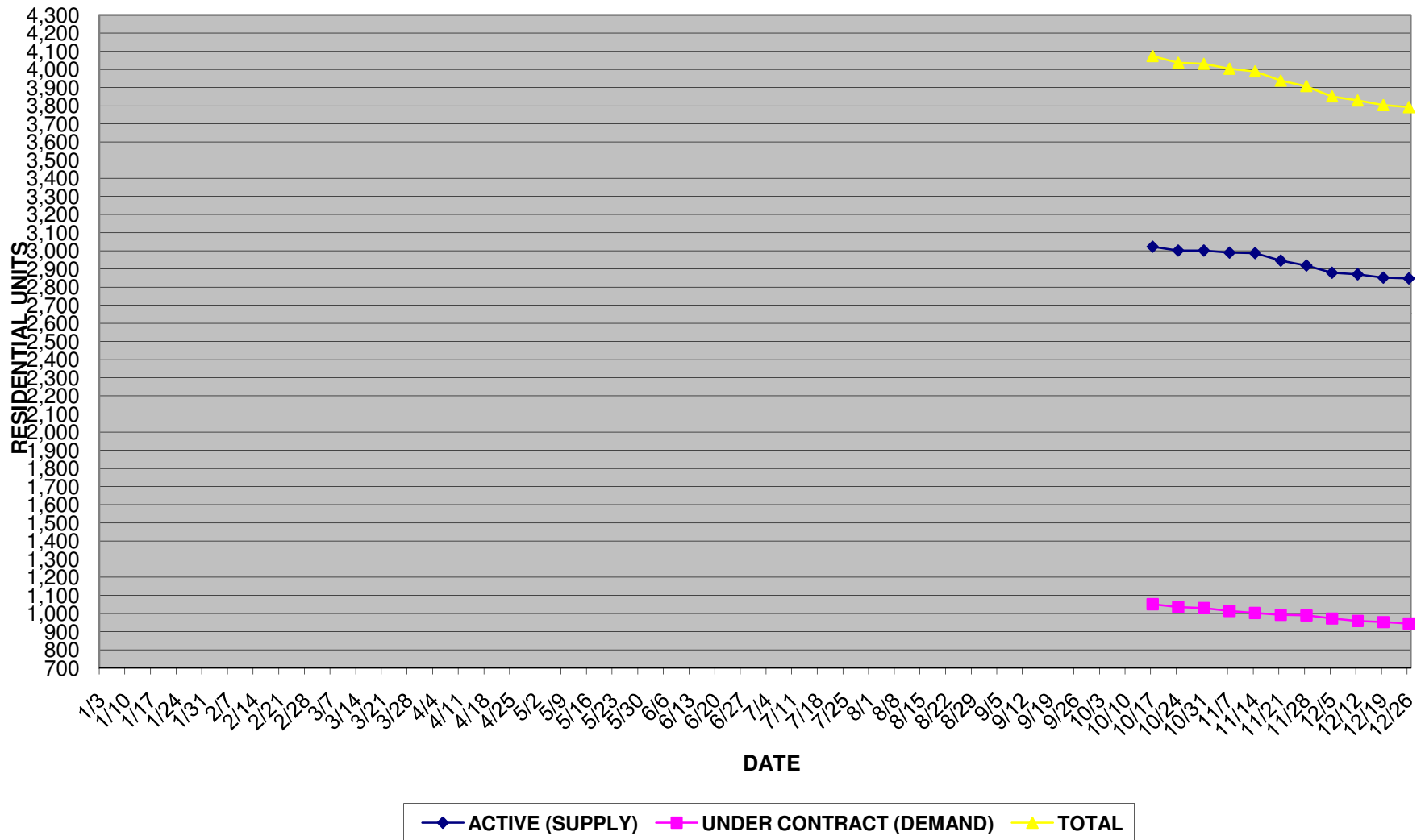
Detached Single Family SUPPLY & DEMAND Panama City Beach 2007
www.NARREIA.com



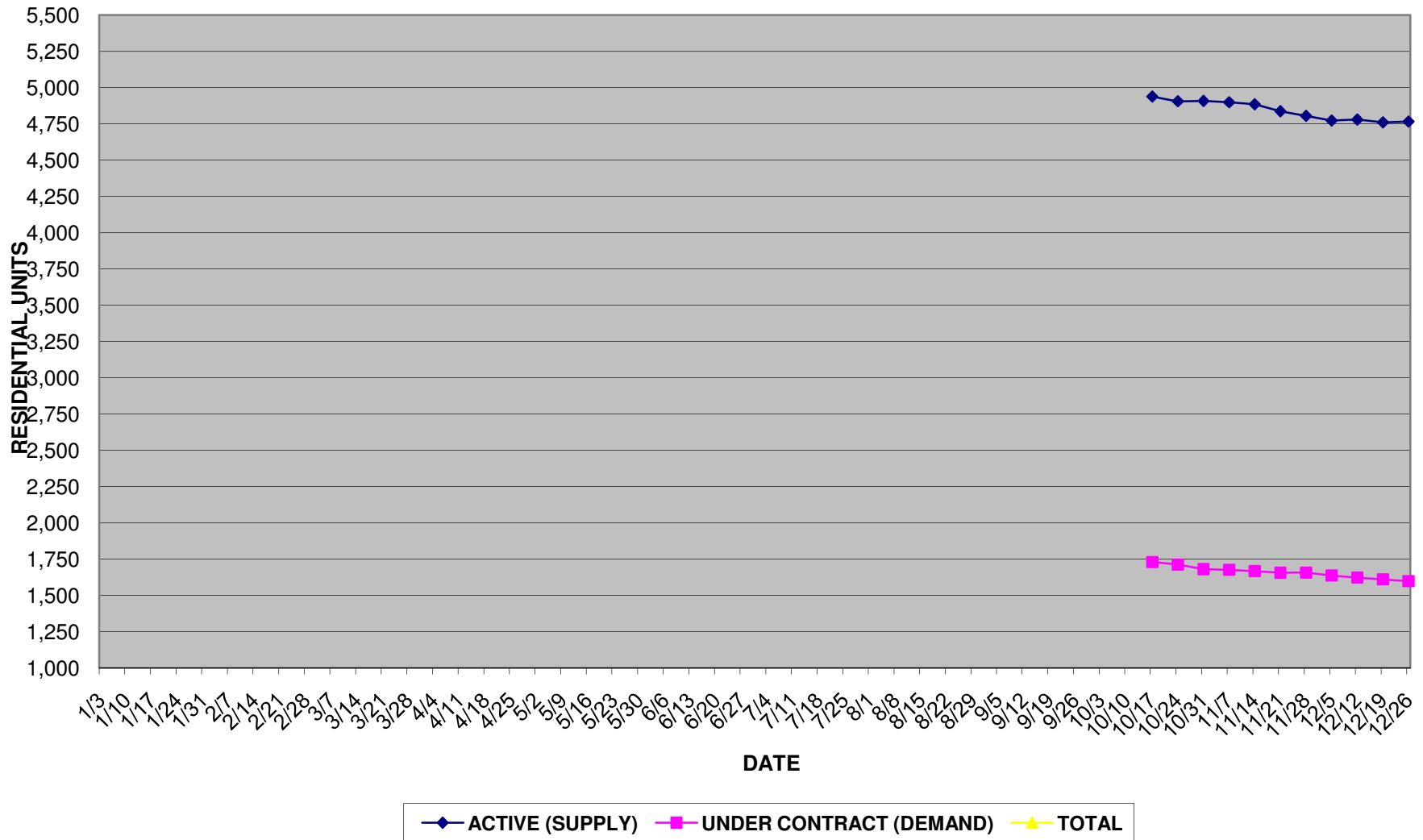
Attached Single Family SUPPLY & DEMAND Panama City Beach 2007
www.NARREIA.com



Condo SUPPLY & DEMAND Panama City Beach 2007
www.NARREIA.com



Combined SUPPLY & DEMAND Panama City Beach 2007
www.NARREIA.com



WEEK DATE	DETACHED SINGLE FAMILY								ATTACHED SINGLE FAMILY								CONDOMINIUM								TOTAL OVERALL				
	Active	Under Contract	TOTAL	Average List	Median List	Average Sold	Days on Market	Days of Supply	Active	Under Contract	TOTAL	Average List	Median List	Average Sold	Days on Market	Days of Supply	Active	Under Contract	TOTAL	Average List	Median List	Average Sold	Days on Market	Days of Supply	Active	Under Contract	TOTAL	AVG DOM	Days of Supply
12/26/07	1,508	521	2,029	486,072	331,450	327,061	127	87	410	133	543	328,525	224,950	246,773	129	92	2,848	944	3,792	403,655	365,000	317,243	131	91	4,766	1,598	6,364	129	89
12/19/07	1,506	526	2,032	487,299	329,450	324,370	126	86	402	132	534	326,835	225,450	246,735	127	91	2,852	952	3,804	404,201	365,000	318,364	127	90	4,760	1,610	6,370	127	89
12/12/07	1,508	535	2,043	481,604	329,000	325,775	125	85	400	130	530	328,026	229,000	247,794	125	92	2,871	958	3,829	403,934	366,000	319,077	127	90	4,779	1,623	6,402	126	88
12/05/07	1,497	533	2,030	484,219	329,000	325,346	124	84	396	132	528	329,522	229,000	252,305	124	90	2,879	972	3,851	405,367	366,000	319,403	126	89	4,772	1,637	6,409	125	87
11/28/07	1,494	536	2,030	482,844	325,000	329,131	123	84	391	132	523	329,440	229,000	252,569	124	89	2,919	989	3,908	404,084	365,000	322,107	123	89	4,804	1,657	6,461	123	87
11/21/07	1,497	537	2,034	487,368	325,000	329,264	122	84	394	127	521	329,360	229,000	251,949	127	93	2,946	992	3,938	405,076	365,000	322,955	120	89	4,837	1,656	6,493	123	88
11/14/07	1,504	540	2,044	486,619	329,000	330,033	121	84	393	125	518	331,989	229,000	252,470	121	94	2,987	1,002	3,989	404,585	365,000	323,235	118	89	4,884	1,667	6,551	120	88
11/07/07	1,505	542	2,047	492,479	335,000	331,300	122	83	403	120	523	335,091	229,900	253,322	127	101	2,990	1,014	4,004	404,333	365,000	322,760	117	88	4,898	1,676	6,574	122	88
10/31/07	1,513	536	2,049	494,374	335,000	331,622	121	85	393	116	509	333,149	229,900	244,172	127	102	3,002	1,029	4,031	405,217	365,000	323,738	116	88	4,908	1,681	6,589	121	88
10/24/07	1,510	537	2,047	493,666	335,000	328,652	121	84	394	139	533	332,131	229,900	245,130	131	85	3,001	1,036	4,037	405,211	365,000	323,672	116	87	4,905	1,712	6,617	123	86
10/17/07	1,522	537	2,059	494,779	336,200	317,752	123	85	393	142	535	334,421	229,900	244,541	132	83	3,023	1,051	4,074	407,004	369,000	326,314	118	86	4,938	1,730	6,668	124	86