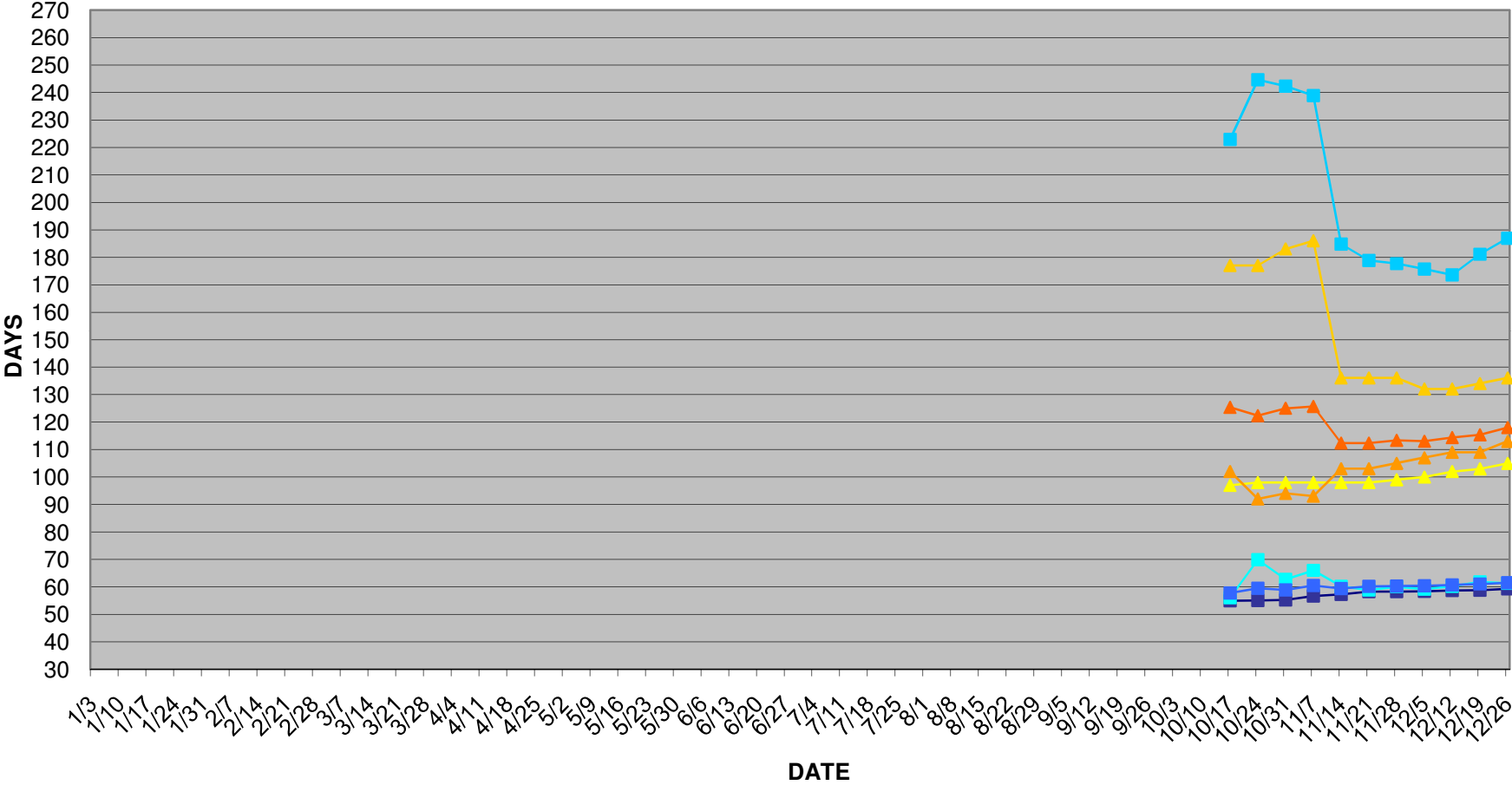
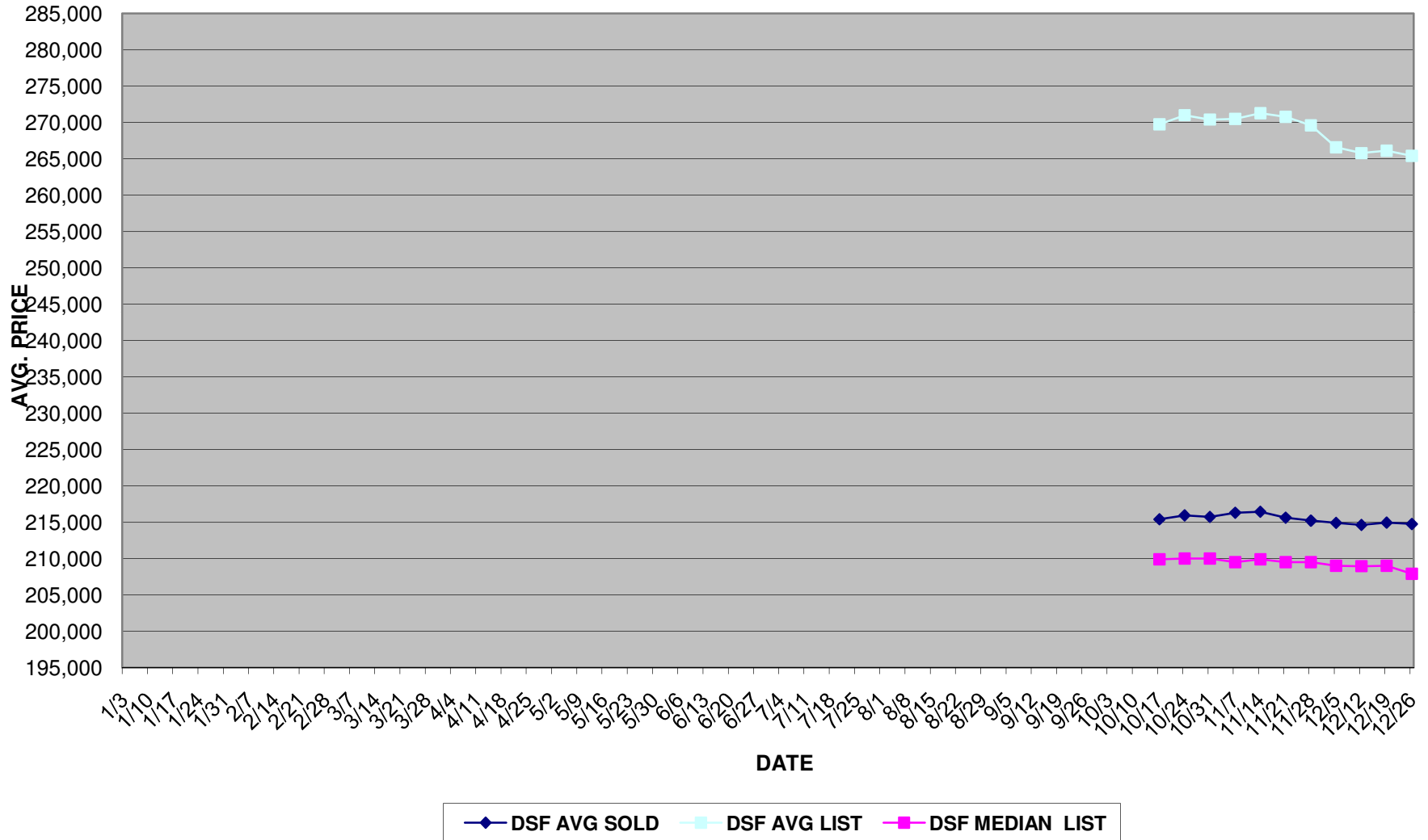


DAYS OF SUPPLY / SOLD AVG DAYS ON MARKET Panama City 2007
www.NARREIA.com

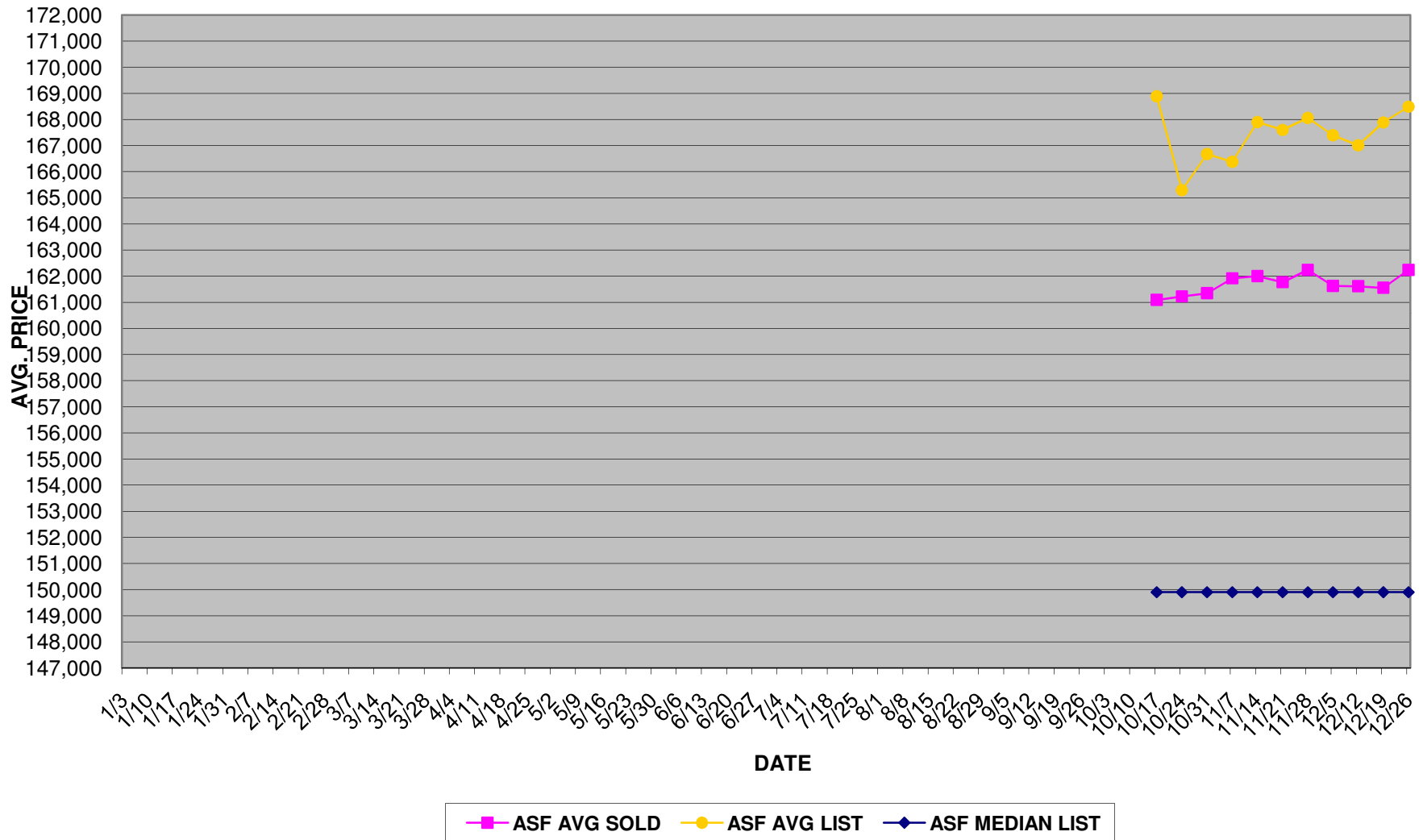


DSF DOS	ASF DOS	CONDO DOS	COMBINED DOS
DSF DOM	ASF DOM	CONDO DOM	COMBINED DOM

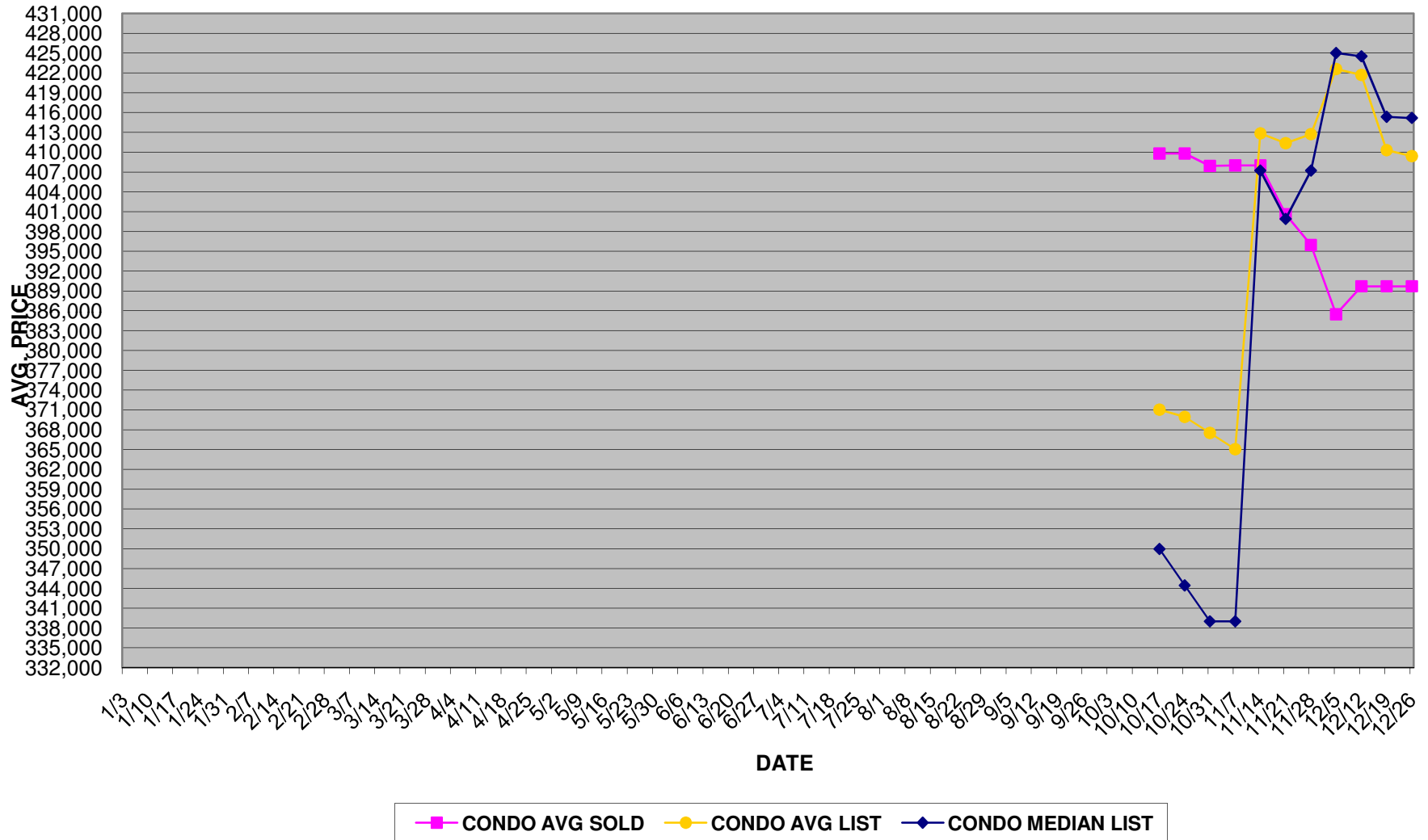
Detached Single Family SOLD AVG. & LIST AVG. & MEDIAN PRICES Panama City 2007
www.NARREIA.com



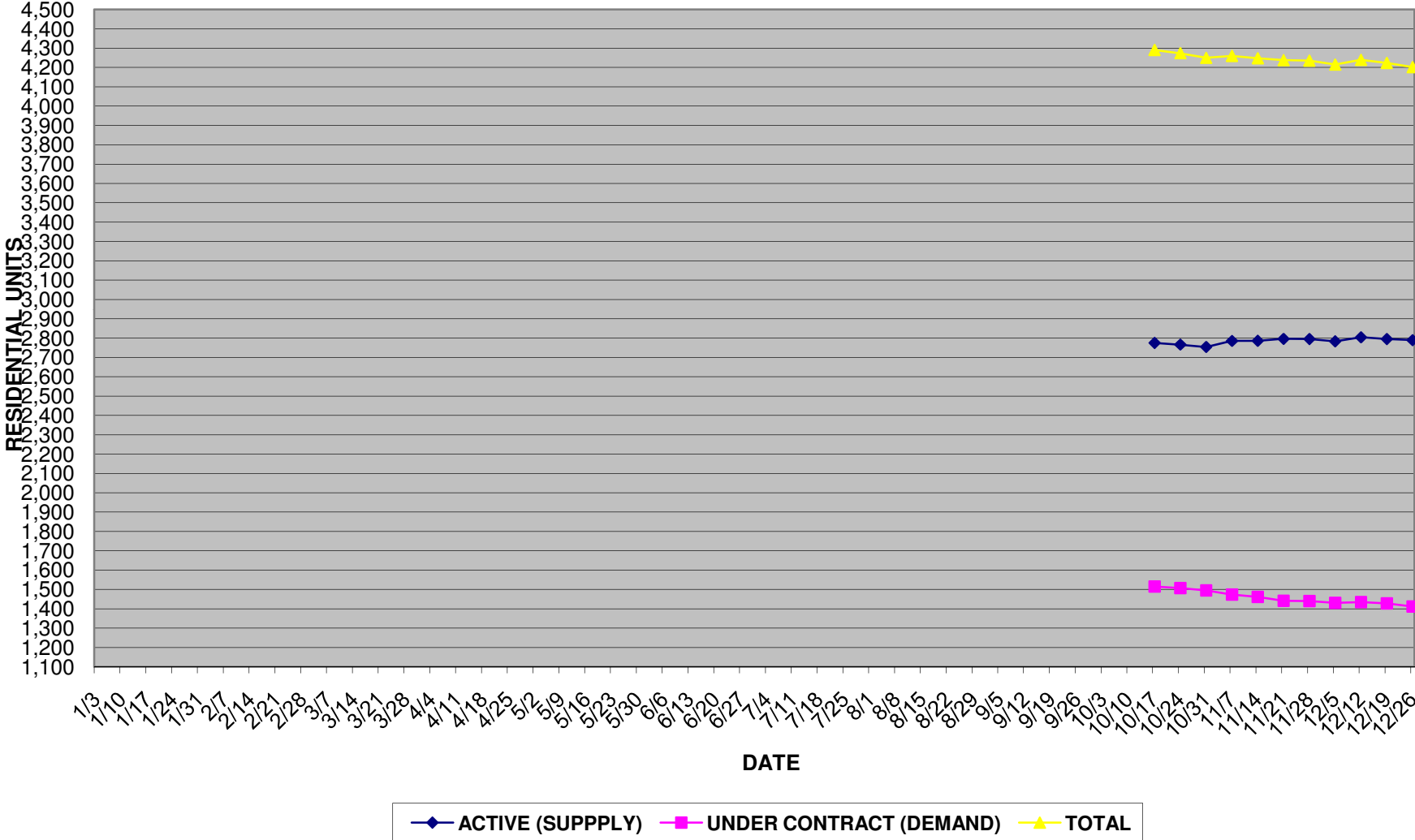
Attached Single Family SOLD AVG. & LIST AVG. & MEDIAN PRICES Panama City 2007
www.NARREIA.com



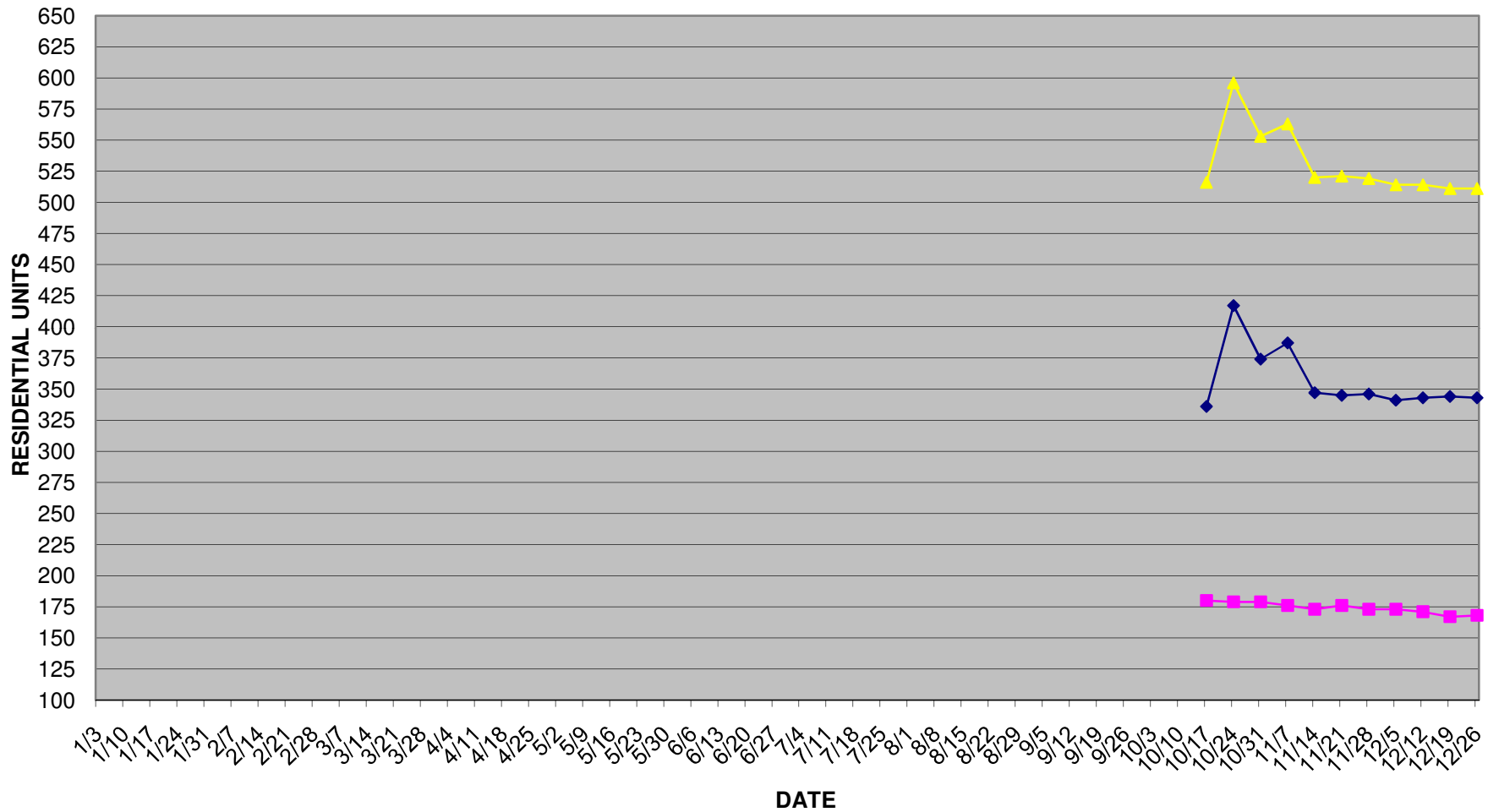
Condo SOLD AVG. & LIST AVG. & MEDIAN PRICES Panama City 2007
www.NARREIA.com



Detached Single Family SUPPLY & DEMAND Panama City 2007
www.NARREIA.com

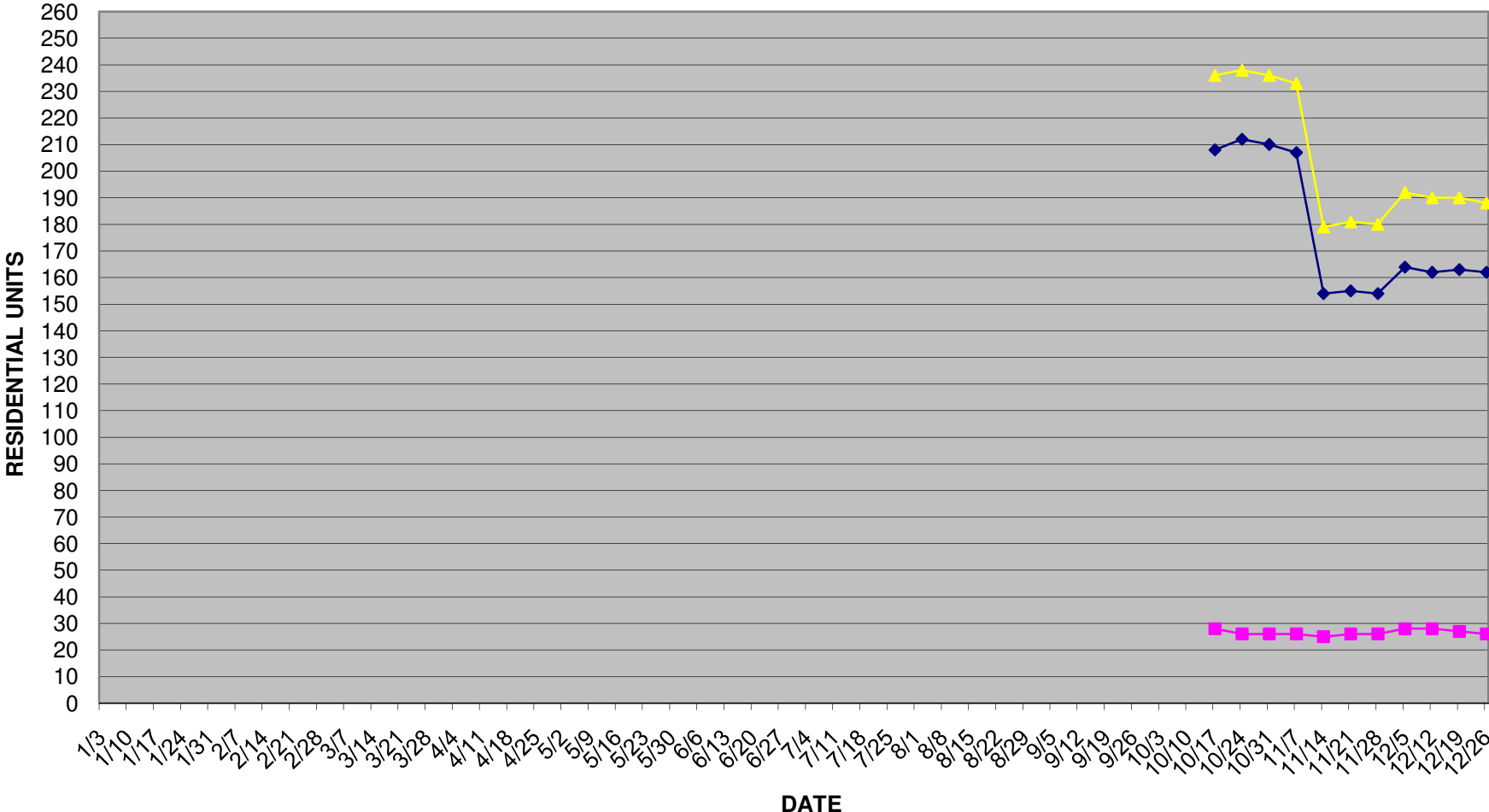


Attached Single Family SUPPLY & DEMAND Panama City 2007
www.NARREIA.com



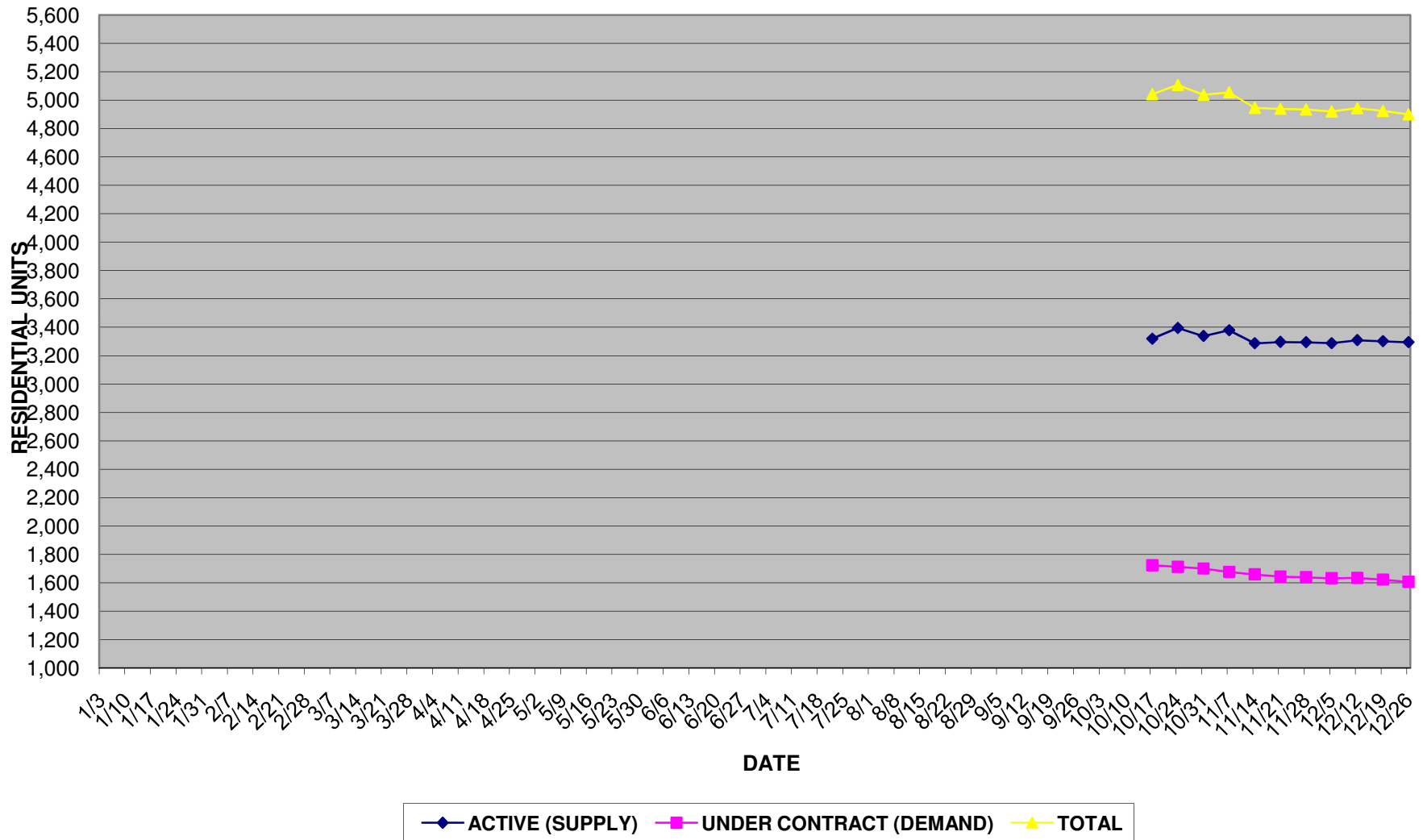
◆ ACTIVE (SUPPLY)
 ■ UNDER CONTRACT (DEMAND)
 ▲ TOTAL

Condo SUPPLY & DEMAND Panama City 2007
www.NARREIA.com



◆ ACTIVE (SUPPLY) ■ UNDER CONTRACT (DEMAND) ▲ TOTAL

Combined SUPPLY & DEMAND Panama City 2007
www.NARREIA.com



WEEK DATE	DETACHED SINGLE FAMILY								ATTACHED SINGLE FAMILY								CONDOMINIUM								TOTAL OVERALL				
	Active	Under Contract	TOTAL	Average List	Median List	Average Sold	Days on Market	Days of Supply	Active	Under Contract	TOTAL	Average List	Median List	Average Sold	Days on Market	Days of Supply	Active	Under Contract	TOTAL	Average List	Median List	Average Sold	Days on Market	Days of Supply	Active	Under Contract	TOTAL	AVG DOM	Days of Supply
12/26/07	2,789	1,412	4,201	265,390	207,900	214,760	105	59	343	168	511	168,485	149,900	162,238	113	61	162	26	188	409,377	415,163	389,695	136	187	3,294	1,606	4,900	118	62
12/19/07	2,795	1,428	4,223	266,113	209,000	214,938	103	59	344	167	511	167,883	149,900	161,553	109	62	163	27	190	410,282	415,325	389,695	134	181	3,302	1,622	4,924	115	61
12/12/07	2,804	1,435	4,239	265,769	208,950	214,633	102	59	343	171	514	167,008	149,900	161,614	109	60	162	28	190	421,652	424,500	389,695	132	174	3,309	1,634	4,943	114	61
12/05/07	2,783	1,431	4,214	266,561	209,000	214,926	100	58	341	173	514	167,393	149,900	161,627	107	59	164	28	192	422,570	425,000	385,452	132	176	3,288	1,632	4,920	113	60
11/28/07	2,795	1,440	4,235	269,606	209,500	215,218	99	58	346	173	519	168,055	149,900	162,241	105	60	154	26	180	412,722	407,200	395,942	136	178	3,295	1,639	4,934	113	60
11/21/07	2,796	1,441	4,237	270,770	209,500	215,639	98	58	345	176	521	167,597	149,900	161,768	103	59	155	26	181	411,346	399,900	400,611	136	179	3,296	1,643	4,939	112	60
11/14/07	2,786	1,461	4,247	271,275	209,900	216,441	98	57	347	173	520	167,895	149,900	162,001	103	60	154	25	179	412,840	407,200	407,983	136	185	3,287	1,659	4,946	112	59
11/07/07	2,785	1,474	4,259	270,480	209,500	216,312	98	57	387	176	563	166,377	149,900	161,919	93	66	207	26	233	365,039	339,000	407,983	186	239	3,379	1,676	5,055	126	60
10/31/07	2,754	1,495	4,249	270,399	210,000	215,729	98	55	374	179	553	166,677	149,900	161,346	94	63	210	26	236	367,512	339,000	407,908	183	242	3,338	1,700	5,038	125	59
10/24/07	2,766	1,507	4,273	271,002	210,000	215,954	98	55	417	179	596	165,291	149,900	161,225	92	70	212	26	238	369,927	344,450	409,787	177	245	3,395	1,712	5,107	122	59
10/17/07	2,775	1,515	4,290	269,731	209,900	215,399	97	55	336	180	516	168,885	149,900	161,088	102	56	208	28	236	371,030	349,950	409,787	177	223	3,319	1,723	5,042	125	58